


MONTHLY FINANCIAL REPORT

LISA THOMAN-CHA
TREASURER



MARCH 2026

BUCYRUS CITY SCHOOLS

OVERVIEW



FY25

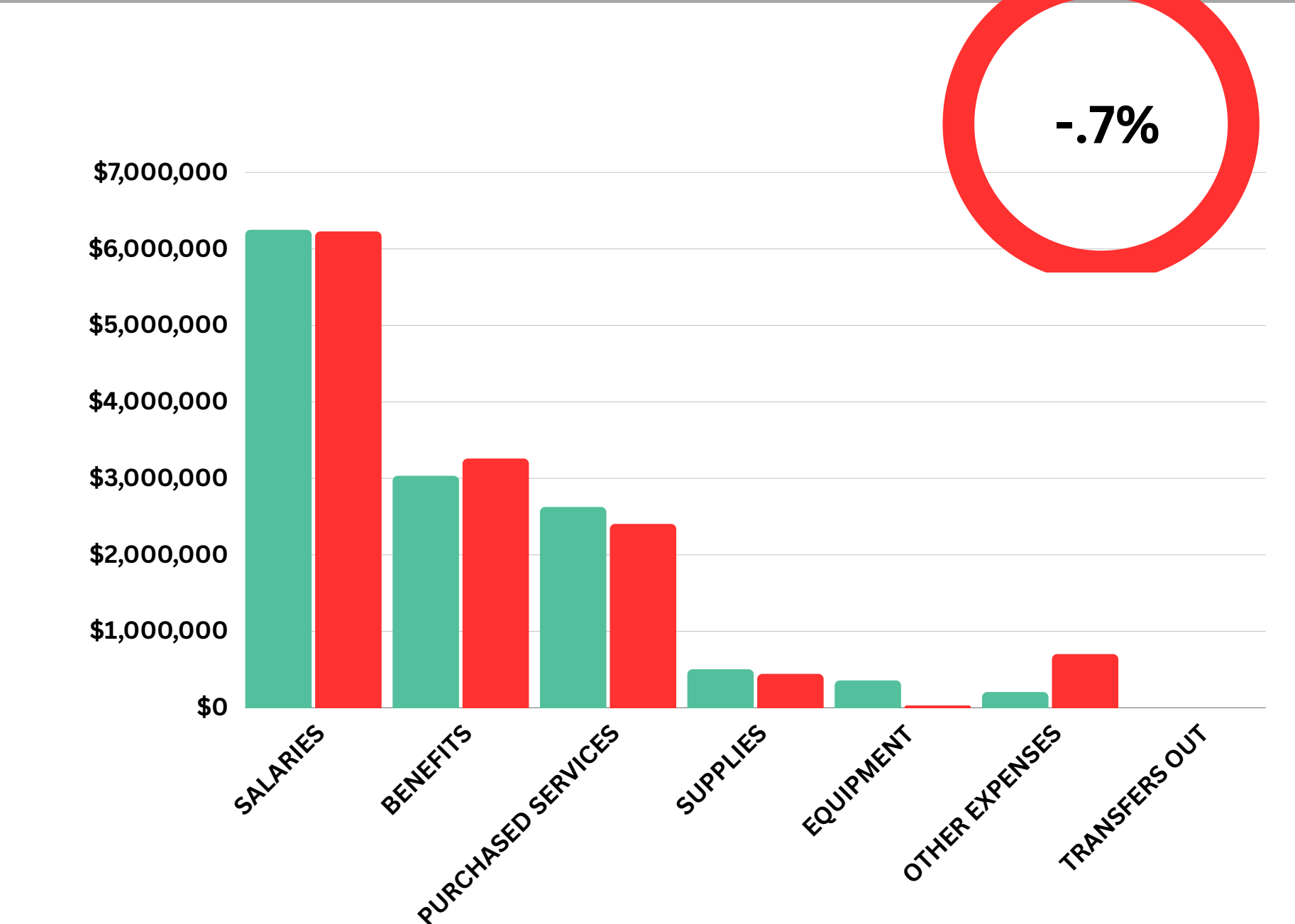
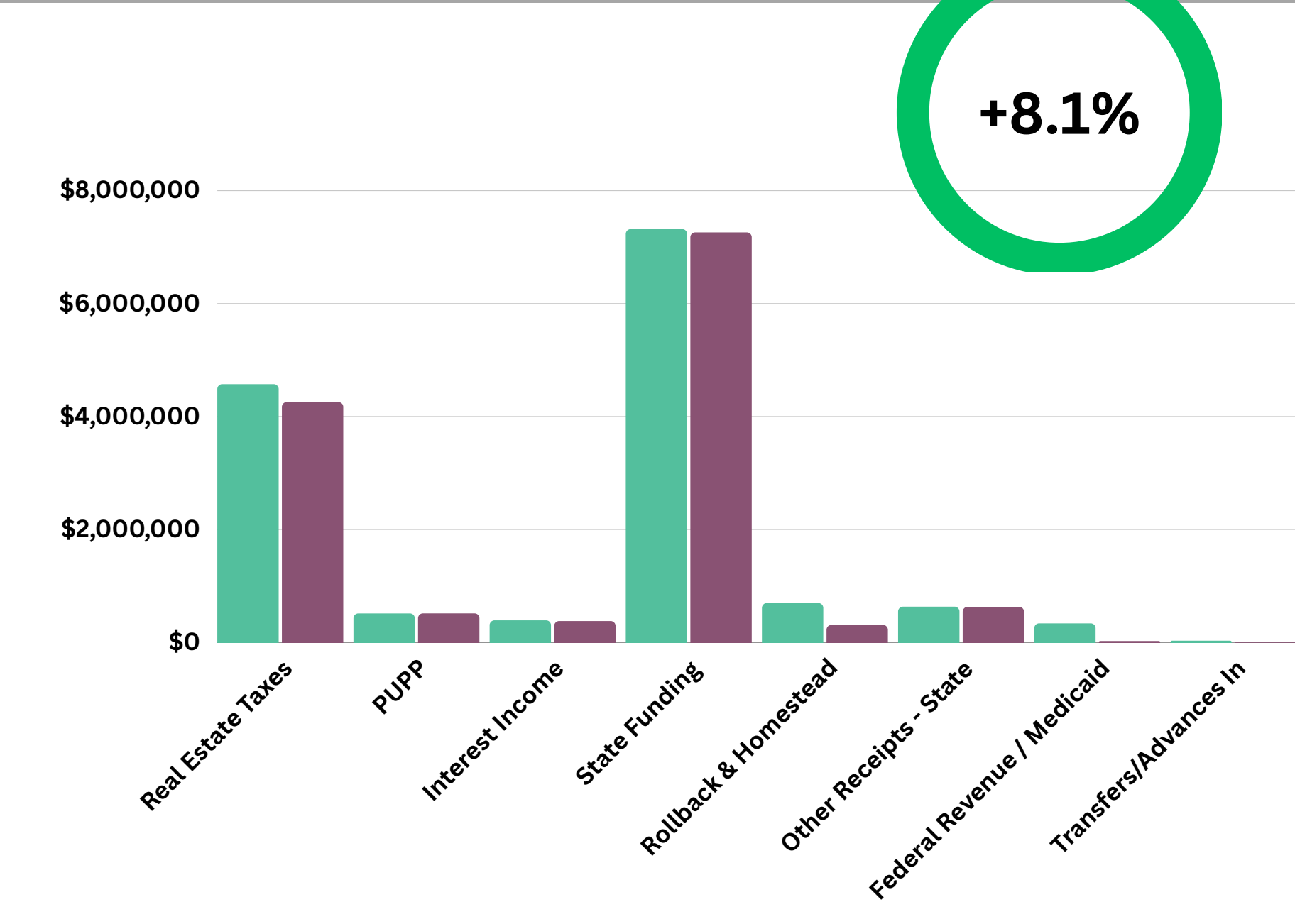
FY26

REVENUE

FY25

FY26

EXPENSES



REVENUE NOTES



General Fund Revenue

Real Estate revenue is up 7.44% over last year.
Total General Fund revenue is up 8.07% so far this fiscal year.



Interest

Interest rates have dropped since last year, but we have brought in almost \$400,000 in interest, which is up 3.35% over last year.



ODEW Funding

State funding is up about .8% or about \$58,000.

EXPENSE NOTES



Salaries and Wages

Up .34% or about \$21,000 as of the end of March.



Benefits

Down 7% or about \$225,000 as of the end of March.



Expenses

- Chromebooks
- AI Training (will be reimbursed)
- MS Coil Unit (repairs)

OVERALL

Current Cash Balance - \$8,960,040



182

TRUE DAYS

CASH

General Fund Report

Bucyrus City School District

FYTD Through 3-31-2026

REVENUES	BUDGET FY25-26	BUDGET 9 Months in	CURRENT 25-26	PRIOR YR FY24-25	For the Year Increase/(Decrease)	Percent Change
Real Estate Taxes	\$4,671,191	\$3,503,393	\$4,572,754	\$4,256,191	\$316,563	7.44%
Tangible Personal Property Taxes	\$560,551	\$420,413	\$513,201	\$514,267	(\$1,066)	-0.21%
Other Receipts - Local	\$23,709	\$17,781	\$30,503	\$20,709	\$9,794	47.29%
Tuition & Open Enrollment	\$155,000	\$116,250	\$125,226	\$155,832	(\$30,606)	-19.64%
Other Receipts - Local	\$28,565	\$21,424	\$15,961	\$11,774	\$4,188	35.57%
Interest Income	\$496,988	\$372,741	\$391,234	\$378,563	\$12,671	3.35%
State Funding	\$9,725,254	\$7,293,941	\$7,318,344	\$7,260,272	\$58,072	0.80%
Rollback & Homestead	\$706,942	\$530,207	\$697,010	\$309,594	\$387,415	125.14%
Other Receipts - State	\$940,853	\$705,640	\$633,227	\$629,897	\$3,331	0.53%
Federal Revenue / Medicaid	\$340,000	\$255,000	\$337,194	\$24,669	\$312,525	1,266.89%
Transfers/Advances In	\$27,802	\$20,852	\$30,380	\$7,702	\$22,677	294.42%
TOTAL REVENUE	\$17,676,855	\$13,257,641	\$14,665,032	\$13,569,469	\$1,095,563	8.07%
EXPENSES						
Salaries & Wages	\$8,381,964	\$6,286,473	\$6,250,245	\$6,228,878	\$21,367	0.34%
Fringe Benefits	\$4,156,505	\$3,117,379	\$3,033,274	\$3,258,797	(\$225,523)	-6.92%
Purchased Services	\$3,734,774	\$2,801,080	\$2,625,666	\$2,404,374	\$221,293	9.20%
Supplies	\$557,271	\$417,953	\$503,523	\$443,157	\$60,366	13.62%
Equipment & Capital Purchases	\$502,000	\$376,500	\$357,704	\$30,251	\$327,453	1,082.44%
Other Objects	\$233,502	\$175,126	\$205,439	\$701,957	(\$496,518)	-70.73%
Transfers Out	\$0	\$0	\$0	\$0	\$0	0%
TOTAL EXPENSES	\$17,566,015	\$13,174,511	\$12,975,851	\$13,067,414	(\$91,563)	-0.70%

CASH FLOW			
FYTD through 3-31-2026			
	25-26	24-25	DIFFERENCE
Total General Fund Receipts	\$14,665,032	\$13,569,469	\$1,095,563
Total General Fund Expenditures	\$12,975,851	\$13,067,414	(\$91,563)
NET CASH FLOW	\$1,689,181	\$502,055	\$1,187,126

**BUCYRUS CITY SCHOOL DISTRICT
RECONCILIATION OF BANK BALANCES**

3/31/2026

CASH JOURNAL BALANCE **\$19,893,957.66**

Outstanding Obligations:

BANK/ACCOUNT	AMOUNT
Park National Bank/Operating Checks Outstanding	\$57,557.28
Park National Bank/Payroll Checks Outstanding	\$87,021.82
NSF Checks Uncollected	\$0.00
Book Adjustment	\$0.00

Sub total \$144,579.10

Total Cash Journal balance and outstanding obligations **\$20,038,536.76**

BANK/ACCOUNT	AMOUNT
Park National Bank/Operating	\$255,000.00
Park National Bank/Payroll	\$0.00
PaySchools PayFort Lunch 3/31/26, Bank credit 4/1/26	\$135.00
PaySchools PayFort Lunch 3/31/26, Bank credit 4/1/26	\$255.00


Sub total \$255,390.00

Outstanding Investments	Park National Bank/Operating ICS	\$11,081,563.73
	Park National Bank/Payroll ICS	\$573,349.91
	Red Tree/US Bank	\$8,128,233.12

Total Outstanding Investments \$19,783,146.76

Total Reconciliation

\$20,038,536.76


Treasurer

difference

\$0.00

Bucyrus City School District

Cash Summary Report

	Full Account Code	Description	Initial Cash	MTD Received	FYTD Received	MTD Expended	FYTD Expended	Fund Balance	Encumbrance	Unencumbered Balance
Fund:	001									
	001-0000	GENERAL FUND	\$ 7,270,858.55	\$ 4,275,668.40	\$ 14,665,032.33	\$ 1,654,951.02	\$ 12,975,851.25	\$ 8,960,039.63	\$ 1,907,545.46	\$ 7,052,494.17
			\$ 7,270,858.55	\$ 4,275,668.40	\$ 14,665,032.33	\$ 1,654,951.02	\$ 12,975,851.25	\$ 8,960,039.63	\$ 1,907,545.46	\$ 7,052,494.17
Fund:	002									
	002-0000	BOND RETIREMENT FUND	100.00	0.00	0.00	0.00	0.00	100.00	0.00	100.00
	002-9007	BOND RETIREMENT - OSFC BUILDING PROJECT FY07	578,427.19	518,948.37	937,843.55	12,160.23	862,687.63	653,583.11	56,845.50	596,737.61
			\$ 578,527.19	\$ 518,948.37	\$ 937,843.55	\$ 12,160.23	\$ 862,687.63	\$ 653,683.11	\$ 56,845.50	\$ 596,837.61
Fund:	003									
	003-0000	PERMANENT IMPROVEMENT FUND	145,015.65	34,507.74	61,763.42	800.59	139,264.23	67,514.84	4,854.00	62,660.84
			\$ 145,015.65	\$ 34,507.74	\$ 61,763.42	\$ 800.59	\$ 139,264.23	\$ 67,514.84	\$ 4,854.00	\$ 62,660.84
Fund:	006									
	006-0000	SCHOOL FOOD SERVICE FUND	435,331.59	97,622.37	644,845.31	87,412.54	732,999.16	347,177.74	102,952.16	244,225.58
			\$ 435,331.59	\$ 97,622.37	\$ 644,845.31	\$ 87,412.54	\$ 732,999.16	\$ 347,177.74	\$ 102,952.16	\$ 244,225.58
Fund:	007									
	007-9903	BCSD STAFF SCHOLARSHIP FUND	0.00	165.40	1,528.60	0.00	0.00	1,528.60	0.00	1,528.60
	007-9909	ACADEMIC BOOSTERS SCHOLARSHIP	8,278.70	1,450.00	1,550.00	0.00	0.00	9,828.70	0.00	9,828.70
			\$ 8,278.70	\$ 1,615.40	\$ 3,078.60	\$ 0.00	\$ 0.00	\$ 11,357.30	\$ 0.00	\$ 11,357.30
Fund:	018									
	018-9011	ELEMENTARY BUILDING FUND	36,492.30	6,611.50	15,809.57	1,391.47	7,138.27	45,163.60	2,199.84	42,963.76
	018-9107	BUCYRUS COMMUNITY AUDITORIUM FUND	7,706.00	0.00	450.00	0.00	0.00	8,156.00	0.00	8,156.00
	018-9217	SECONDARY BUILDING FUND	18,210.98	3,002.00	2,774.96	1,898.33	3,461.08	17,524.86	3,350.67	14,174.19
	018-9717	ACADEMIC BOOSTERS	8,039.98	0.00	5,336.42	1,551.42	1,551.42	11,824.98	2,628.11	9,196.87
			\$ 70,449.26	\$ 9,613.50	\$ 24,370.95	\$ 4,841.22	\$ 12,150.77	\$ 82,669.44	\$ 8,178.62	\$ 74,490.82
Fund:	019									
	019-9011	STONEY'S KINDNESS FUND	584.05	0.00	1,000.00	200.00	398.53	1,185.52	276.07	909.45
			\$ 584.05	\$ 0.00	\$ 1,000.00	\$ 200.00	\$ 398.53	\$ 1,185.52	\$ 276.07	\$ 909.45
Fund:	020									
	020-0000	EARLY CHILDHOOD DEVELOPMENT FUND	28,391.15	2,810.00	19,332.50	2,400.00	18,410.74	29,312.91	13,740.30	15,572.61
			\$ 28,391.15	\$ 2,810.00	\$ 19,332.50	\$ 2,400.00	\$ 18,410.74	\$ 29,312.91	\$ 13,740.30	\$ 15,572.61
Fund:	024									
	024-0000	SELF INSURANCE FUND	4,666,468.68	271,378.65	2,449,750.88	372,410.63	2,814,948.11	4,301,271.45	598,751.89	3,702,519.56

Bucyrus City School District
Cash Summary Report

	Full Account Code	Description	Initial Cash	MTD Received	FYTD Received	MTD Expended	FYTD Expended	Fund Balance	Encumbrance	Unencumbered Balance
			\$ 4,666,468.68	\$ 271,378.65	\$ 2,449,750.88	\$ 372,410.63	\$ 2,814,948.11	\$ 4,301,271.45	\$ 598,751.89	\$ 3,702,519.56
Fund:		034								
	034-0000	1/2 MIL MAINTENANCE FUND (OSFC PROJECT)	\$ 408,674.01	\$ 34,507.78	\$ 61,763.42	\$ 800.59	\$ 330,150.92	\$ 140,286.51	\$ 9,698.30	\$ 130,588.21
			\$ 408,674.01	\$ 34,507.78	\$ 61,763.42	\$ 800.59	\$ 330,150.92	\$ 140,286.51	\$ 9,698.30	\$ 130,588.21
Fund:		070								
	070-0000	CAPITAL PROJECTS	5,500,000.00	0.00	0.00	0.00	0.00	5,500,000.00	0.00	5,500,000.00
			\$ 5,500,000.00	\$ 0.00	\$ 0.00	\$ 0.00	\$ 0.00	\$ 5,500,000.00	\$ 0.00	\$ 5,500,000.00
Fund:		200								
	200-9101	PATHWAYS	0.00	862.89	1,077.42	25.50	25.50	1,051.92	502.78	549.14
	200-9104	DINER 104	5,501.16	466.50	2,209.70	179.23	1,241.66	6,469.20	2,133.54	4,335.66
	200-9105	MIDDLE SCHOOL STUDENT COUNCIL	4,212.26	0.00	713.66	0.00	100.00	4,825.92	856.02	3,969.90
	200-9108	INTERACT	714.01	250.00	3,176.26	0.00	3,039.96	850.31	0.00	850.31
	200-9201	HIGH SCHOOL YEARBOOKS	(976.67)	234.00	4,666.23	0.00	3,483.48	206.08	0.00	206.08
	200-9206	HIGH SCHOOL SCIENCE CLUB	1,589.61	0.00	0.00	0.00	0.00	1,589.61	0.00	1,589.61
	200-9207	HIGH SCHOOL GIRL BOOSTERS CLUB	7,290.73	0.00	4,280.00	64.89	2,393.35	9,177.38	917.17	8,260.21
	200-9212	HIGH SCHOOL STUDENT COUNCIL	4,220.85	586.80	1,783.80	34.20	649.80	5,354.85	2,125.70	3,229.15
	200-9218	BHS QUIZ TEAM	14.85	0.00	275.00	0.00	250.00	39.85	0.00	39.85
	200-9320	CLASS OF 2020	1,938.22	0.00	0.00	0.00	1,938.22	0.00	0.00	0.00
	200-9321	CLASS OF 2021	2,683.27	0.00	0.00	0.00	2,683.27	0.00	0.00	0.00
	200-9322	CLASS OF 2022	846.82	0.00	0.00	0.00	846.82	0.00	0.00	0.00
	200-9323	CLASS OF 2023	1,223.60	0.00	0.00	0.00	1,223.60	0.00	0.00	0.00
	200-9324	CLASS OF 2024	694.24	0.00	0.00	0.00	694.24	0.00	0.00	0.00
	200-9325	CLASS OF 2025	598.72	0.00	0.00	0.00	0.00	598.72	50.00	548.72
	200-9326	CLASS OF 2026	2,279.43	0.00	0.00	0.00	0.00	2,279.43	0.00	2,279.43
	200-9327	CLASS OF 2027	0.00	0.00	3,610.00	0.00	3,241.89	368.11	2,373.11	(2,005.00)
			\$ 32,831.10	\$ 2,400.19	\$ 21,792.07	\$ 303.82	\$ 21,811.79	\$ 32,811.38	\$ 8,958.32	\$ 23,853.06
Fund:		300								
	300-9211	H.S. CHOIR	9,363.76	0.00	0.00	47.99	758.35	8,605.41	241.65	8,363.76
	300-9213	H.S. SPEECH & DRAMA CLUB	13,253.54	3,038.75	3,038.75	437.73	437.73	15,854.56	1,312.27	14,542.29
	300-9223	H.S. BUCYRUS PLAYERS	3,994.15	0.00	0.00	0.00	118.74	3,875.41	381.26	3,494.15
	300-9224	ATHLETIC FUND	54,142.99	3,974.00	125,502.22	26,074.28	117,306.27	62,338.94	49,973.81	12,365.13
			\$ 80,754.44	\$ 7,012.75	\$ 128,540.97	\$ 26,560.00	\$ 118,621.09	\$ 90,674.32	\$ 51,908.99	\$ 38,765.33
Fund:		401								
	401-9124	AUXILIARY - HIGH ROAD FY24	6,239.92	0.00	0.00	0.00	6,239.92	0.00	0.00	0.00

Bucyrus City School District

Cash Summary Report

	Full Account Code	Description	Initial Cash	MTD Received	FYTD Received	MTD Expended	FYTD Expended	Fund Balance	Encumbrance	Unencumbered Balance
	401-9125	AUXILIARY - HIGH ROAD FY25	\$ 7,520.43	\$ 0.00	\$ (0.35)	\$ 0.00	\$ 7,520.08	\$ 0.00	\$ 0.00	\$ 0.00
			\$ 13,760.35	\$ 0.00	\$ (0.35)	\$ 0.00	\$ 13,760.00	\$ 0.00	\$ 0.00	\$ 0.00
Fund:	439									
	439-9126	EARLY CHILDHOOD - PRESCHOOL FY26	0.00	0.00	138,801.54	27,759.62	194,321.02	(55,519.48)	0.00	(55,519.48)
			\$ 0.00	\$ 0.00	\$ 138,801.54	\$ 27,759.62	\$ 194,321.02	\$ (55,519.48)	\$ 0.00	\$ (55,519.48)
Fund:	499									
	499-9126	FY26 OHIO CAREER TECH ED EQUIPMENT GRANT	0.00	0.00	402,436.36	226.19	430,262.55	(27,826.19)	60,969.45	(88,795.64)
			\$ 0.00	\$ 0.00	\$ 402,436.36	\$ 226.19	\$ 430,262.55	\$ (27,826.19)	\$ 60,969.45	\$ (88,795.64)
Fund:	509									
	509-9126	BES 21ST CENTURY FY26	0.00	0.00	81,090.47	22,357.23	119,334.75	(38,244.28)	44,608.24	(82,852.52)
	509-9929	BES 21ST CENTURY FY25	(90,735.35)	0.00	108,971.44	0.00	18,236.09	0.00	0.00	0.00
	509-9930	BSS 21ST CENTURY FY25	(46,587.12)	0.00	51,230.42	0.00	4,643.30	0.00	0.00	0.00
			\$ (137,322.47)	\$ 0.00	\$ 241,292.33	\$ 22,357.23	\$ 142,214.14	\$ (38,244.28)	\$ 44,608.24	\$ (82,852.52)
Fund:	516									
	516-9125	IDEA-B FY25	16,136.80	0.00	50,538.58	0.00	66,675.38	0.00	0.00	0.00
	516-9126	IDEA-B FY26	0.00	0.00	198,617.24	28,155.38	269,127.07	(70,509.83)	0.00	(70,509.83)
			\$ 16,136.80	\$ 0.00	\$ 249,155.82	\$ 28,155.38	\$ 335,802.45	\$ (70,509.83)	\$ 0.00	\$ (70,509.83)
Fund:	572									
	572-9125	TITLE I FY25	(115,504.59)	0.00	207,093.08	0.00	91,588.49	0.00	0.00	0.00
	572-9126	TITLE I FY26	0.00	0.00	260,703.15	55,795.07	366,824.22	(106,121.07)	6,003.49	(112,124.56)
			\$ (115,504.59)	\$ 0.00	\$ 467,796.23	\$ 55,795.07	\$ 458,412.71	\$ (106,121.07)	\$ 6,003.49	\$ (112,124.56)
Fund:	584									
	584-9125	TITLE IV-A FY25	(16,210.22)	0.00	16,236.72	0.00	26.50	0.00	0.00	0.00
	584-9126	TITLE IV-A FY26	0.00	0.00	30,354.38	1,464.96	33,162.73	(2,808.35)	8,342.16	(11,150.51)
			\$ (16,210.22)	\$ 0.00	\$ 46,591.10	\$ 1,464.96	\$ 33,189.23	\$ (2,808.35)	\$ 8,342.16	\$ (11,150.51)
Fund:	590									
	590-9125	TITLE IIA FY25	(5,685.66)	0.00	10,060.64	0.00	4,374.98	0.00	0.00	0.00
	590-9126	TITLE IIA FY26	0.00	0.00	37,616.00	9,425.00	60,613.29	(22,997.29)	9,355.80	(32,353.09)
			\$ (5,685.66)	\$ 0.00	\$ 47,676.64	\$ 9,425.00	\$ 64,988.27	\$ (22,997.29)	\$ 9,355.80	\$ (32,353.09)
Fund:	599									
	599-9125	TITLE V-B RURAL FY25	2,266.04	0.00	2,658.91	0.00	4,924.95	0.00	0.00	0.00
			\$ 2,266.04	\$ 0.00	\$ 2,658.91	\$ 0.00	\$ 4,924.95	\$ 0.00	\$ 0.00	\$ 0.00
	Grand Total		\$ 18,983,604.62	\$ 5,256,085.15	\$ 20,615,522.58	\$ 2,308,024.09	\$ 19,705,169.54	\$ 19,893,957.66	\$ 2,892,988.75	\$ 17,000,968.91

Start Date: 3/1/26

End Date: 3/31/26

Bucyrus City School District Disbursement Summary Report

Reference Number	Check Number	Type	Date	Name	Vendor #	Status	Reconcile Date	Void Date	Amount
61505	0	PAYROLL	3/13/2026	Bucyrus City School District		RECONCILED	3/31/2026		\$ 393,783.17
61595	0	PAYROLL	3/30/2026	Bucyrus City School District		RECONCILED	3/31/2026		472,318.56
61481	89230	ACCOUNTS_PAYA BLE	3/4/2026	ALLERTON HILL COMMUNICATIO NS LLC	693982	RECONCILED	3/31/2026		5,000.00
61483	89231	ACCOUNTS_PAYA BLE	3/4/2026	BETH CONSTANTINE	5350	RECONCILED	3/31/2026		100.00
61492	89232	ACCOUNTS_PAYA BLE	3/4/2026	BRENT CARPENTER	2130	RECONCILED	3/31/2026		452.32
61494	89233	ACCOUNTS_PAYA BLE	3/4/2026	BRICKER GRAYDON LLP	396	RECONCILED	3/31/2026		210.00
61499	89234	ACCOUNTS_PAYA BLE	3/4/2026	BSN Sports, LLC	329	RECONCILED	3/31/2026		1,947.70
61488	89235	ACCOUNTS_PAYA BLE	3/4/2026	BUCYRUS CITY SCHOOLS	340	RECONCILED	3/31/2026		163.26
61484	89236	ACCOUNTS_PAYA BLE	3/4/2026	CENTRAL OHIO FARMERS CO-OP INC	1514	RECONCILED	3/31/2026		3,234.57
61485	89237	ACCOUNTS_PAYA BLE	3/4/2026	CONSTRUCTION AID LLC	694028	RECONCILED	3/31/2026		712.99
61500	89238	ACCOUNTS_PAYA BLE	3/4/2026	ED. PARTNERSHIPS INSTITUTE LLC	7351	RECONCILED	3/31/2026		4,375.00
61477	89239	ACCOUNTS_PAYA BLE	3/4/2026	KAITLYN DUNFEE	5932	RECONCILED	3/31/2026		449.93
61487	89240	ACCOUNTS_PAYA BLE	3/4/2026	MATT NEWELL	2109	RECONCILED	3/31/2026		180.00
61496	89241	ACCOUNTS_PAYA BLE	3/4/2026	MENARDS	6412	RECONCILED	3/31/2026		835.46
61491	89242	ACCOUNTS_PAYA BLE	3/4/2026	NEXT LEVEL PREP, LLC	1500	RECONCILED	3/31/2026		6,709.00
61501	89243	ACCOUNTS_PAYA BLE	3/4/2026	NORTONS FLOWERS	2841	RECONCILED	3/31/2026		55.50
61486	89244	ACCOUNTS_PAYA BLE	3/4/2026	OHIO SCHOOLS BENEFIT COOP.	6487	RECONCILED	3/31/2026		64,990.64
61479	89245	ACCOUNTS_PAYA BLE	3/4/2026	OHIO SPECIALTY SERVICES	6568	RECONCILED	3/31/2026		3,600.00
61482	89246	ACCOUNTS_PAYA BLE	3/4/2026	PITNEY BOWES INC	3081	RECONCILED	3/31/2026		482.64
61478	89247	ACCOUNTS_PAYA BLE	3/4/2026	QUINN'S OF BUCYRUS, LLC.	3309	RECONCILED	3/31/2026		39.00
61476	89248	ACCOUNTS_PAYA BLE	3/4/2026	RENHILL GROUP	5828	RECONCILED	3/31/2026		36,870.40
61480	89249	ACCOUNTS_PAYA BLE	3/4/2026	RFS CHARITABLE FOUNDATION	693882	RECONCILED	3/31/2026		1,464.96
61495	89250	ACCOUNTS_PAYA	3/4/2026	ROBIN SHOWERS	8809	RECONCILED	3/31/2026		2,400.00

Start Date: 3/1/26

End Date: 3/31/26

Bucyrus City School District

Disbursement Summary Report

Reference Number	Check Number	Type	Date	Name	Vendor #	Status	Reconcile Date	Void Date	Amount
		BLE							
61493	89251	ACCOUNTS_PAYA	3/4/2026	SHANE	2363	RECONCILED	3/31/2026		\$ 188.03
		BLE		KOKENSPARGER					
61490	89252	ACCOUNTS_PAYA	3/4/2026	SHERYL	2257	RECONCILED	3/31/2026		81.16
		BLE		HERNANDEZ					
61489	89253	ACCOUNTS_PAYA	3/4/2026	STANTON SHEET	3686	RECONCILED	3/31/2026		52.98
		BLE		MUSIC INC					
61498	89254	ACCOUNTS_PAYA	3/4/2026	TRENTON	694035	RECONCILED	3/31/2026		900.00
		BLE		McBEATH					
61497	89255	ACCOUNTS_PAYA	3/4/2026	WEST SIDE FEED	2356	RECONCILED	3/31/2026		219.60
		BLE		SERVICE					
61540	89256	ACCOUNTS_PAYA	3/11/2026	8X8, INC	1859	RECONCILED	3/31/2026		2,281.50
		BLE							
61539	89257	ACCOUNTS_PAYA	3/11/2026	A-1 PRINTING	3	RECONCILED	3/31/2026		4,047.45
		BLE		CENTER					
61527	89258	ACCOUNTS_PAYA	3/11/2026	Capital One Trade	7359	RECONCILED	3/31/2026		105.72
		BLE		Credit					
61545	89259	ACCOUNTS_PAYA	3/11/2026	AI INTEGRATED	693944	RECONCILED	3/31/2026		30,000.00
		BLE		LLC					
61515	89260	ACCOUNTS_PAYA	3/11/2026	AMAZON.COM	693819	RECONCILED	3/31/2026		3,217.58
		BLE		CAPITAL					
				SERVICES					
61513	89261	ACCOUNTS_PAYA	3/11/2026	AMERICAN	2928	RECONCILED	3/31/2026		14,224.67
		BLE		ELECTRIC					
				POWER					
61520	89262	ACCOUNTS_PAYA	3/11/2026	BSN Sports, LLC	329	RECONCILED	3/31/2026		3,211.31
		BLE							
61523	89263	ACCOUNTS_PAYA	3/11/2026	CARDINAL BUS &	5809	RECONCILED	3/31/2026		820.87
		BLE		SALES					
61558	89264	ACCOUNTS_PAYA	3/11/2026	CARDINAL	694023	RECONCILED	3/31/2026		4,067.40
		BLE		REHAB LLC					
61543	89265	ACCOUNTS_PAYA	3/11/2026	CITY OF	549	RECONCILED	3/31/2026		2,807.36
		BLE		BUCYRUS					
61559	89266	ACCOUNTS_PAYA	3/11/2026	BRYAN P	694025	RECONCILED	3/31/2026		2,000.00
		BLE		DRISCOLL					
61544	89267	ACCOUNTS_PAYA	3/11/2026	EMPLOYEE SAFE,	6193	RECONCILED	3/31/2026		203.00
		BLE		INC					
61521	89268	ACCOUNTS_PAYA	3/11/2026	GOLDEN GATE	693896	RECONCILED	3/31/2026		350.00
		BLE		FINANCIAL					
				SERVICES					
61512	89269	ACCOUNTS_PAYA	3/11/2026	GORDON FOOD	1332	RECONCILED	3/31/2026		16,848.72
		BLE		SERVICE					
61549	89270	ACCOUNTS_PAYA	3/11/2026	GRAINGER	693913	RECONCILED	3/31/2026		382.76
		BLE							
61528	89271	ACCOUNTS_PAYA	3/11/2026	GreatAmerica	7317	RECONCILED	3/31/2026		3,090.13
		BLE		Financial Services					
				Corporation					
61555	89272	ACCOUNTS_PAYA	3/11/2026	HEALTHCARE	693989	RECONCILED	3/31/2026		290.52

Start Date: 3/1/26

End Date: 3/31/26

Bucyrus City School District

Disbursement Summary Report

Reference Number	Check Number	Type	Date	Name	Vendor #	Status	Reconcile Date	Void Date	Amount
61522	89273	ACCOUNTS_PAYA	3/11/2026	BILLING SERVICES INC HILL INTERNATIONAL TRUCKS LLC	693860	RECONCILED	3/31/2026		\$ 94.42
61511	89274	ACCOUNTS_PAYA	3/11/2026	J.W. PEPPER & SON, INC	4576	RECONCILED	3/31/2026		141.48
61556	89275	ACCOUNTS_PAYA	3/11/2026	JAIVIR SINGH	1933	RECONCILED	3/31/2026		148.24
61526	89276	ACCOUNTS_PAYA	3/11/2026	JESSICA TRENN	694003	RECONCILED	3/31/2026		34.80
61552	89277	ACCOUNTS_PAYA	3/11/2026	JONATHAN MURO	693853	RECONCILED	3/31/2026		214.82
61516	89278	ACCOUNTS_PAYA	3/11/2026	KIMMEL CORP.	2118	RECONCILED	3/31/2026		459.50
61514	89279	ACCOUNTS_PAYA	3/11/2026	LEARNWELL	2333	RECONCILED	3/31/2026		355.78
61557	89280	ACCOUNTS_PAYA	3/11/2026	LISA D. THOMAN- CHA	2392	RECONCILED	3/31/2026		179.50
61550	89281	ACCOUNTS_PAYA	3/11/2026	MATHEWS HONDA	1525	RECONCILED	3/31/2026		2,090.12
61548	89282	ACCOUNTS_PAYA	3/11/2026	MOHICAN REHABILITATION SERVICES, LLC	4695	RECONCILED	3/31/2026		5,234.27
61533	89283	ACCOUNTS_PAYA	3/11/2026	ALFRED NICKLES BAKERY INC.	2836	RECONCILED	3/31/2026		634.52
61517	89284	ACCOUNTS_PAYA	3/11/2026	NORTH POINT ESC	971	RECONCILED	3/31/2026		4,286.91
61554	89285	ACCOUNTS_PAYA	3/11/2026	NORTHERN-10 CONFERENCE	6387	RECONCILED	3/31/2026		224.00
61537	89286	ACCOUNTS_PAYA	3/11/2026	SARAH NIGH- BRUNER	693969	RECONCILED	3/31/2026		100.00
61553	89287	ACCOUNTS_PAYA	3/11/2026	PEACOCK WATER CONDITIONING	1182	RECONCILED	3/31/2026		70.00
61519	89288	ACCOUNTS_PAYA	3/11/2026	PERRY PROTECH	2124	RECONCILED	3/31/2026		167.83
61536	89289	ACCOUNTS_PAYA	3/11/2026	PICKENS UNDERGROUND UTILITIES SERVICE, INC	693899	RECONCILED	3/31/2026		540.00
61524	89290	ACCOUNTS_PAYA	3/11/2026	PNC BANK NATIONAL ASSOCIATION	1420	RECONCILED	3/31/2026		1,121.04
61531	89291	ACCOUNTS_PAYA	3/11/2026	RIVER EDUCATION SERVICES, INC.	2134	RECONCILED	3/31/2026		1,650.00
61530	89292	ACCOUNTS_PAYA	3/11/2026	ROBERT BRITTON	2189	RECONCILED	3/31/2026		200.10

Start Date: 3/1/26

End Date: 3/31/26

Bucyrus City School District

Disbursement Summary Report

Reference Number	Check Number	Type	Date	Name	Vendor #	Status	Reconcile Date	Void Date	Amount
61551	89293	ACCOUNTS_PAYA BLE	3/11/2026	RUSSELL SLANCZKA	693895	RECONCILED	3/31/2026		\$ 360.30
61542	89294	ACCOUNTS_PAYA BLE	3/11/2026	SHERYL HERNANDEZ	2257	RECONCILED	3/31/2026		150.00
61538	89295	ACCOUNTS_PAYA BLE	3/11/2026	SIESEL DISTRIBUTING, LLC	3720	RECONCILED	3/31/2026		562.98
61525	89296	ACCOUNTS_PAYA BLE	3/11/2026	SPECIALIZED EDUCATION OF OHIO, INC.	7348	RECONCILED	3/31/2026		29,535.13
61529	89297	ACCOUNTS_PAYA BLE	3/11/2026	CHARTER COMMUNICATIO NS	2169	RECONCILED	3/31/2026		357.76
61546	89298	ACCOUNTS_PAYA BLE	3/11/2026	SPORT SAFE TESTING SERV.,INC.	5272	RECONCILED	3/31/2026		930.00
61534	89299	ACCOUNTS_PAYA BLE	3/11/2026	TK ELEVATOR	5980	RECONCILED	3/31/2026		894.47
61518	89300	ACCOUNTS_PAYA BLE	3/11/2026	TOFT DAIRY, INC	693856	RECONCILED	3/31/2026		2,990.95
61541	89301	ACCOUNTS_PAYA BLE	3/11/2026	WageWorks, Inc.	693827	RECONCILED	3/31/2026		100.00
61535	89302	ACCOUNTS_PAYA BLE	3/11/2026	WATTS TROPHY SHOP LLC	693925	RECONCILED	3/31/2026		192.00
61547	89303	ACCOUNTS_PAYA BLE	3/11/2026	WINKS LOCK & SECURITY	4438	RECONCILED	3/31/2026		172.00
61532	89304	ACCOUNTS_PAYA BLE	3/11/2026	XTEK PARTNERS, INC	6753	RECONCILED	3/31/2026		37,500.00
61584	89305	ACCOUNTS_PAYA BLE	3/19/2026	Capital One Trade Credit	7359	RECONCILED	3/31/2026		34.98
61569	89306	ACCOUNTS_PAYA BLE	3/19/2026	AMAZON.COM CAPITAL SERVICES	693819	RECONCILED	3/31/2026		2,559.62
61564	89307	ACCOUNTS_PAYA BLE	3/19/2026	AMY PLUMLEY	1816	RECONCILED	3/31/2026		64.89
61588	89308	ACCOUNTS_PAYA BLE	3/19/2026	CENTRAL OHIO AWARDS	694038	RECONCILED	3/31/2026		1,014.28
61566	89309	ACCOUNTS_PAYA BLE	3/19/2026	CENTRAL OHIO GLASS LLC	1450	RECONCILED	3/31/2026		1,561.60
61578	89310	ACCOUNTS_PAYA BLE	3/19/2026	CHARMA SCHIFER	897	RECONCILED	3/31/2026		134.80
61586	89311	ACCOUNTS_PAYA BLE	3/19/2026	CITY OF BUCYRUS	549	RECONCILED	3/31/2026		2,591.22
61581	89312	ACCOUNTS_PAYA BLE	3/19/2026	COLUMBIA GAS	570	RECONCILED	3/31/2026		3,590.62
61565	89313	ACCOUNTS_PAYA BLE	3/19/2026	COLUMBUS BUILDING SERVICES, INC.	2187	OUTSTANDING			15,328.00

Start Date: 3/1/26

End Date: 3/31/26

Bucyrus City School District

Disbursement Summary Report

Reference Number	Check Number	Type	Date	Name	Vendor #	Status	Reconcile Date	Void Date	Amount
61572	89314	ACCOUNTS_PAYA BLE	3/19/2026	GORDON FOOD SERVICE	1332	RECONCILED	3/31/2026		\$ 8,394.55
61574	89315	ACCOUNTS_PAYA BLE	3/19/2026	HEALTH FORWARD CHIROPRACTIC, LLC	693940	RECONCILED	3/31/2026		40.00
61571	89316	ACCOUNTS_PAYA BLE	3/19/2026	HILL INTERNATIONAL TRUCKS LLC	693860	RECONCILED	3/31/2026		181.15
61589	89317	ACCOUNTS_PAYA BLE	3/19/2026	HILLTOP LAWN & SPORTS CENTER	6376	RECONCILED	3/31/2026		449.06
61577	89318	ACCOUNTS_PAYA BLE	3/19/2026	JON BUTCHKO	693881	RECONCILED	3/31/2026		70.00
61562	89319	ACCOUNTS_PAYA BLE	3/19/2026	JP MOHLER, LLC	445918	RECONCILED	3/31/2026		644.30
61585	89320	ACCOUNTS_PAYA BLE	3/19/2026	KAITLYN DUNFEE	5932	RECONCILED	3/31/2026		15.23
61576	89321	ACCOUNTS_PAYA BLE	3/19/2026	KATIE SPANIEL	1590	RECONCILED	3/31/2026		19.62
61563	89322	ACCOUNTS_PAYA BLE	3/19/2026	KIMMEL CORP.	2118	RECONCILED	3/31/2026		599.50
61583	89323	ACCOUNTS_PAYA BLE	3/19/2026	LEARNWELL	2333	RECONCILED	3/31/2026		106.73
61573	89324	ACCOUNTS_PAYA BLE	3/19/2026	MATT MAKEEVER	5021	RECONCILED	3/31/2026		400.57
61579	89325	ACCOUNTS_PAYA BLE	3/19/2026	ALFRED NICKLES BAKERY INC.	2836	RECONCILED	3/31/2026		199.00
61575	89326	ACCOUNTS_PAYA BLE	3/19/2026	OBERLANDER'S TREE/LANDSC	2961	RECONCILED	3/31/2026		4,935.00
61591	89327	ACCOUNTS_PAYA BLE	3/19/2026	OHIO AEYC	1524	OUTSTANDING			3,050.00
61590	89328	ACCOUNTS_PAYA BLE	3/19/2026	PIONEER CAREER & TECH. CENTER	3129	OUTSTANDING			339.14
61567	89329	ACCOUNTS_PAYA BLE	3/19/2026	RENHILL GROUP	5828	RECONCILED	3/31/2026		33,821.89
61587	89330	ACCOUNTS_PAYA BLE	3/19/2026	ROSE PEST SOLUTIONS	1294	RECONCILED	3/31/2026		216.00
61580	89331	ACCOUNTS_PAYA BLE	3/19/2026	SIESEL DISTRIBUTING, LLC	3720	RECONCILED	3/31/2026		183.00
61570	89332	ACCOUNTS_PAYA BLE	3/19/2026	SOLAR ADVOCATE DEVELOPMENT LLC	6770	RECONCILED	3/31/2026		1,208.02
61582	89333	ACCOUNTS_PAYA BLE	3/19/2026	THOMAS DOOR CONTROLS, INC.	2338	RECONCILED	3/31/2026		830.00
61568	89334	ACCOUNTS_PAYA BLE	3/19/2026	TOFT DAIRY, INC	693856	RECONCILED	3/31/2026		2,255.45

Start Date: 3/1/26

End Date: 3/31/26

Bucyrus City School District Disbursement Summary Report

Reference Number	Check Number	Type	Date	Name	Vendor #	Status	Reconcile Date	Void Date	Amount
61592	89335	ACCOUNTS_PAYA BLE	3/19/2026	WATTS TROPHY SHOP LLC	693925	RECONCILED	3/31/2026		\$ 204.00
61601	89336	ACCOUNTS_PAYA BLE	3/27/2026	LUMINARE HEALTH BENEFITS	721	OUTSTANDING			6,348.13
61603	89337	ACCOUNTS_PAYA BLE	3/27/2026	OHIO SCHOOL COUNCIL	7243	OUTSTANDING			548.50
61602	89338	ACCOUNTS_PAYA BLE	3/27/2026	BUCYRUS CITY SCHOOL DISTRICT	6469	RECONCILED	3/31/2026		230,792.17
61618	89339	ACCOUNTS_PAYA BLE	3/27/2026	CAREY HIGH SCHOOL	7153	OUTSTANDING			1,515.00
61612	89340	ACCOUNTS_PAYA BLE	3/27/2026	CONSTRUCTION AID LLC	694028	OUTSTANDING			1,151.12
61610	89341	ACCOUNTS_PAYA BLE	3/27/2026	CRAWFORD COUNTY OHIO ENTERTAINMENT LLC	3703	RECONCILED	3/31/2026		6,200.00
61606	89342	ACCOUNTS_PAYA BLE	3/27/2026	GOLDEN TOUCH CONSULTING, LLC	1489	OUTSTANDING			4,999.50
61605	89343	ACCOUNTS_PAYA BLE	3/27/2026	GORDON FOOD SERVICE	1332	OUTSTANDING			7,856.67
61611	89344	ACCOUNTS_PAYA BLE	3/27/2026	HANK'S SALES & SERVICE INC.	6974	OUTSTANDING			98.00
61608	89345	ACCOUNTS_PAYA BLE	3/27/2026	JANET KOHLS	1170	RECONCILED	3/31/2026		268.61
61617	89346	ACCOUNTS_PAYA BLE	3/27/2026	JONATHAN MURO	693853	RECONCILED	3/31/2026		266.87
61616	89347	ACCOUNTS_PAYA BLE	3/27/2026	KATERING KOUNTRY STYLE	1540	OUTSTANDING			234.00
61609	89348	ACCOUNTS_PAYA BLE	3/27/2026	LEARNWELL	2333	OUTSTANDING			106.73
61615	89349	ACCOUNTS_PAYA BLE	3/27/2026	OHIO SCHOOLS BENEFIT COOP.	6487	RECONCILED	3/31/2026		51,046.45
61619	89350	ACCOUNTS_PAYA BLE	3/27/2026	PEPPLE & WAGGONER, LTD	696	RECONCILED	3/31/2026		1,533.00
61613	89351	ACCOUNTS_PAYA BLE	3/27/2026	CHARLES RITTER'S COMPANY	3232	OUTSTANDING			24.59
61604	89352	ACCOUNTS_PAYA BLE	3/27/2026	RIVER EDUCATION SERVICES, INC.	2134	OUTSTANDING			30,525.00
61614	89353	ACCOUNTS_PAYA BLE	3/27/2026	TOFT DAIRY, INC	693856	OUTSTANDING			789.80
61607	89354	ACCOUNTS_PAYA BLE	3/27/2026	WATTS TROPHY SHOP LLC	693925	OUTSTANDING			506.00
61502	1001152	ACCOUNTS_PAYA	3/5/2026	BUCYRUS CITY	900007	RECONCILED	3/31/2026		175.00

Bucyrus City School District

Disbursement Summary Report

Reference Number	Check Number	Type	Date	Name	Vendor #	Status	Reconcile Date	Void Date	Amount
		BLE		SCHOOLS					
61504	1001153	ACCOUNTS_PAYA	3/5/2026	MEDICAL	900033	RECONCILED	3/31/2026		\$ 216.25
		BLE		MUTUAL					
61503	1001154	ACCOUNTS_PAYA	3/5/2026	MEDICAL	900033	RECONCILED	3/31/2026		65,055.63
		BLE		MUTUAL					
61506	1001155	ACCOUNTS_PAYA	3/9/2026	PARK NATIONAL	900131	RECONCILED	3/31/2026		5,495.13
		BLE		BANK					
61507	1001156	ACCOUNTS_PAYA	3/9/2026	S.E.R.S.	900209	RECONCILED	3/31/2026		1,906.26
		BLE							
61508	1001157	ACCOUNTS_PAYA	3/9/2026	STRS	900208	RECONCILED	3/31/2026		7,214.57
		BLE							
61510	1001158	ACCOUNTS_PAYA	3/10/2026	MEDICAL	900033	RECONCILED	3/31/2026		26,938.49
		BLE		MUTUAL					
61509	1001159	ACCOUNTS_PAYA	3/10/2026	PEPSI-COLA	900011	OUTSTANDING			878.98
		BLE							
61560	1001160	ACCOUNTS_PAYA	3/19/2026	MEDICAL	900033	RECONCILED	3/31/2026		44,075.86
		BLE		MUTUAL					
61561	1001161	ACCOUNTS_PAYA	3/19/2026	RedTree	900008	RECONCILED	3/31/2026		691.06
		BLE		Investment Group					
61594	1001162	ACCOUNTS_PAYA	3/24/2026	DRAGONFLY	693841	RECONCILED	3/31/2026		10,000.00
		BLE		ATHLETICS LLC					
61593	1001163	ACCOUNTS_PAYA	3/24/2026	MEDICAL	900033	RECONCILED	3/31/2026		52,635.65
		BLE		MUTUAL					
61597	1001164	ACCOUNTS_PAYA	3/24/2026	PARK NATIONAL	900131	RECONCILED	3/31/2026		6,633.85
		BLE		BANK					
61600	1001165	ACCOUNTS_PAYA	3/24/2026	S.E.R.S.	900209	RECONCILED	3/31/2026		1,906.26
		BLE							
61596	1001166	ACCOUNTS_PAYA	3/24/2026	S.E.R.S.	900209	RECONCILED	3/31/2026		28,354.00
		BLE							
61598	1001167	ACCOUNTS_PAYA	3/24/2026	STRS	900208	RECONCILED	3/31/2026		76,532.00
		BLE							
61599	1001168	ACCOUNTS_PAYA	3/24/2026	STRS	900208	RECONCILED	3/31/2026		7,214.57
		BLE							
61620	1001169	ACCOUNTS_PAYA	3/31/2026	MEDICAL	900033	RECONCILED	3/31/2026		67,351.66
		BLE		MUTUAL					
61621	1001170	ACCOUNTS_PAYA	3/31/2026	RedTree	900008	RECONCILED	3/31/2026		41.48
		BLE		Investment Group					
Grand Total									\$ 2,014,627.84

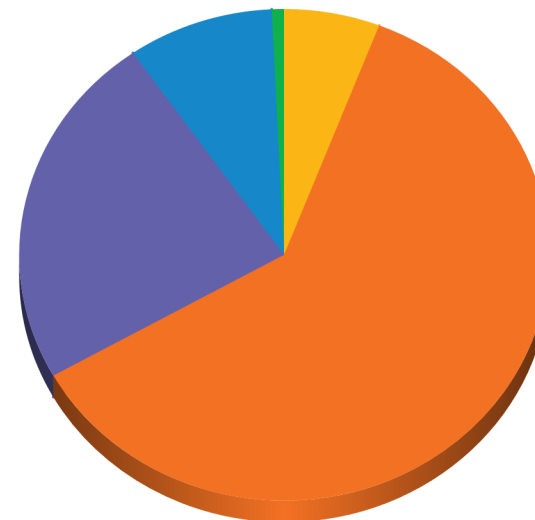


Monthly Activity Summary

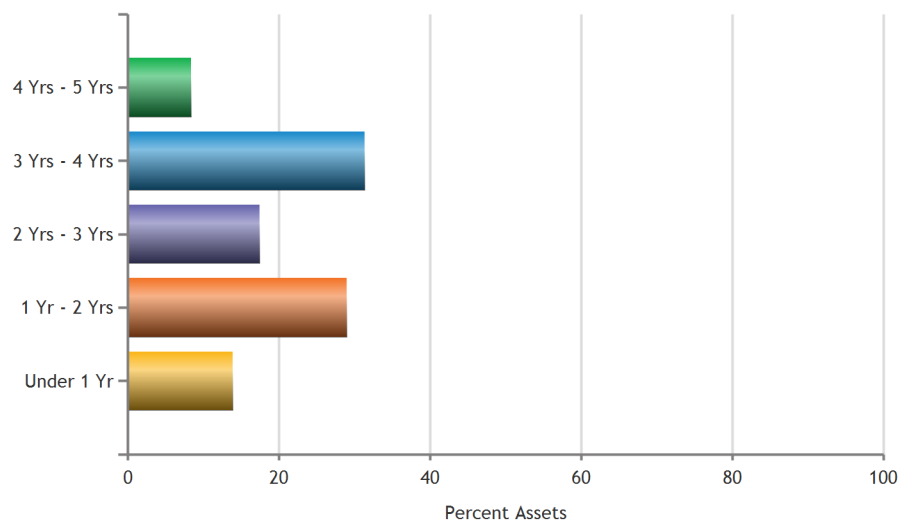
Since 3/1/2026

Beginning Book Value	8,084,616.64
Contributions	0.00
Withdrawals	0.00
Prior Month Management Fees	-691.06
Prior Month Custody Fees	-41.48
Realized Gains/Losses	0.00
Gross Interest Earnings	44,349.02
Ending Book Value	8,128,233.12

Portfolio Allocation as of 3/31/2026



Distribution by Maturity



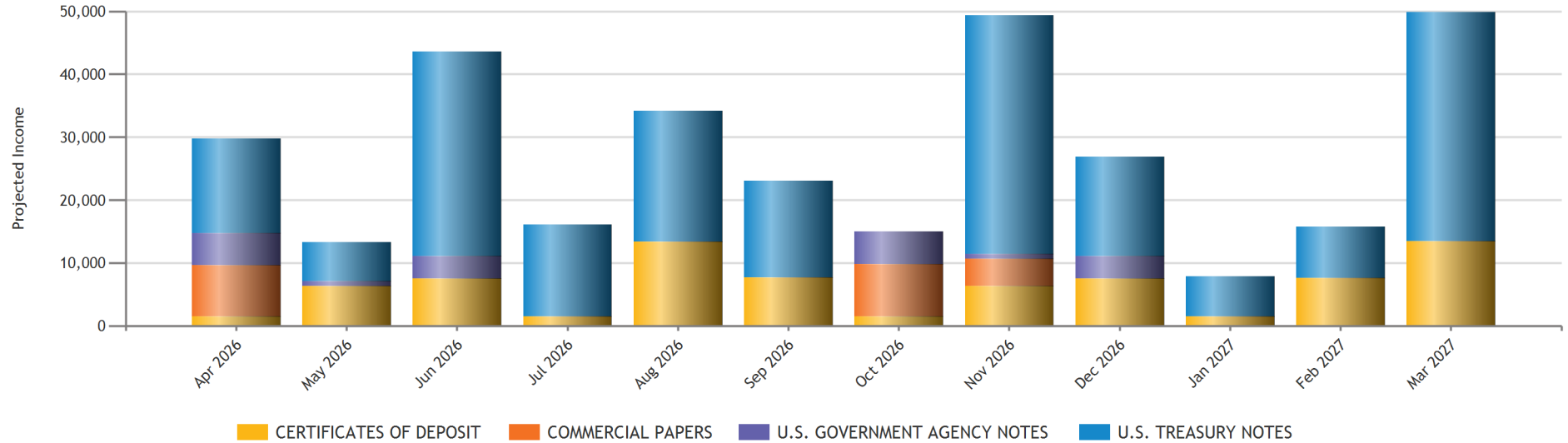
Allocation Information

Security Type	Market Value	% Assets	Yield	WAM
U.S. GOVERNMENT AGENCY NOTES	484,057.24	5.8	4.09	2.15
U.S. TREASURY NOTES	5,049,388.97	61.0	4.39	2.28
CERTIFICATES OF DEPOSIT	1,946,770.62	23.5	4.00	2.91
COMMERCIAL PAPERS	738,671.70	8.9	3.99	0.38
MONEY MARKET FUNDS	61,478.54	0.7	3.55	0.00
Total	8,280,367.06	100.0	4.24	2.23



Estimated Gross Income Projection

4/1/2026 - 3/31/2027



	Apr 2026	May 2026	Jun 2026	Jul 2026	Aug 2026	Sep 2026	Oct 2026	Nov 2026	Dec 2026	Jan 2027	Feb 2027	Mar 2027
CERTIFICATES OF DEPOSIT	1,520	6,358	7,550	1,520	13,378	7,707	1,520	6,358	7,550	1,520	7,600	13,485
COMMERCIAL PAPERS	8,118	0	0	0	0	0	8,355	4,376	0	0	0	0
U.S. GOVERNMENT AGENCY NOTES	5,156	750	3,563	0	0	0	5,156	750	3,563	0	0	0
U.S. TREASURY NOTES	14,981	6,188	32,481	14,563	20,772	15,347	0	37,884	15,766	6,375	8,188	36,435
Total	29,775	13,296	43,593	16,082	34,150	23,054	15,030	49,368	26,878	7,895	15,787	49,920
Grand Total	324,828											



Bucyrus City Schools - General Funds
US Bank Custodian Acct Ending x08733
Attn: Lisa Thoman-Cha

Gross Monthly Income

Negative Amounts Represent Paid Accrued Interest

3/1/2026 - 3/31/2026

Pay-Date	CUSIP	Security	Amount
U.S. TREASURY NOTES			
3/2/2026	91282CGP0	US Treasury Note 4.000% Due 2/29/2028	6,000.00
3/2/2026	91282CGQ8	US Treasury Note 4.000% Due 2/28/2030	2,600.00
3/2/2026	91282CHX2	US Treasury Note 4.375% Due 8/31/2028	5,796.88
3/2/2026	91282CKD2	US Treasury Note 4.250% Due 2/28/2029	6,375.00
3/16/2026	91282CKE0	US Treasury Note 4.250% Due 3/15/2027	6,375.00
3/31/2026	91282CFM8	US Treasury Note 4.125% Due 9/30/2027	6,187.50
3/31/2026	91282CKG5	US Treasury Note 4.125% Due 3/31/2029	2,784.38
			36,118.76
CERTIFICATES OF DEPOSIT			
3/2/2026	29367RNG7	Enterprise Bank, PA 3.800% Due 8/28/2029	545.43
3/11/2026	02589AFC1	American Express Nat'l Bank, UT 3.750% Due 9/11/2029	2,417.47
3/16/2026	58404DXW6	Medallion Bank, UT 4.150% Due 6/17/2030	477.53
3/19/2026	88413QH9	Third Federal Savings & Loan, OH 3.750% Due 9/19/2030	3,719.18
3/27/2026	15118R4D6	Celtic Bank, UT 3.750% Due 2/27/2031	428.63
3/30/2026	29367RNG7	Enterprise Bank, PA 3.800% Due 8/28/2029	492.65
			8,080.89
MONEY MARKET FUNDS			
3/2/2026	USBMMF	First American Treasury Obligations Fund	149.37
			149.37
TOTAL INCOME			44,349.02



Bucyrus City Schools - General Funds
US Bank Custodian Acct Ending x08733
Attn: Lisa Thoman-Cha

Realized Gains and Losses

3/1/2026 - 3/31/2026

Purchase Date	Close Date	Quantity	CUSIP	Security	Cost Basis	Proceeds	Total Gain/Loss
							0.00
Total Gains							0.00
Total Losses							0.00
Total					0.00	0.00	0.00



Bucyrus City Schools - General Funds
 US Bank Custodian Acct Ending x08733
 Attn: Lisa Thoman-Cha

Portfolio Holdings

3/31/2026

Quantity	Cusip	Security Description	Moody's	S&P	Call Date	Cost Basis	Market Value	Yield at Cost	Wtd Maturity	FDIC Number	Purchase Date
U.S. GOVERNMENT AGENCY NOTES											
100,000	3130APPZ2	Federal Home Ln Bank 1.500% Due 11/23/2026	Aa1	AA+	4/23/2026	100,000.00	98,541.36	1.50	0.63		11/23/2021
125,000	3133EPM1	Federal Farm Credit Bank 4.750% Due 10/13/2027	Aa1	AA+		124,515.00	126,734.13	4.86	1.44		10/16/2023
100,000	3133ERAK7	Federal Farm Credit Bank 4.375% Due 4/10/2029	Aa1	AA+		98,692.00	101,493.21	4.67	2.76		4/25/2024
150,000	3130B4CT6	Federal Home Ln Bank 4.750% Due 12/24/2029	Aa1	AA+	6/24/2026	150,000.00	149,986.46	4.75	3.34		12/24/2024
		Accrued Interest					7,302.08				
						473,207.00	484,057.24	4.09	2.15		
U.S. TREASURY NOTES											
300,000	91282CKE0	US Treasury Note 4.250% Due 3/15/2027	Aa1	AA+		299,683.59	301,469.53	4.30	0.93		1/16/2025
300,000	91282CFM8	US Treasury Note 4.125% Due 9/30/2027	Aa1	AA+		298,476.56	301,218.75	4.32	1.44		1/16/2025
275,000	91282CFU0	US Treasury Note 4.125% Due 10/31/2027	Aa1	AA+		273,592.77	276,138.67	4.32	1.49		1/16/2025
300,000	91282CLX7	US Treasury Note 4.125% Due 11/15/2027	Aa1	AA+		298,218.75	301,277.34	4.35	1.54		1/16/2025
300,000	91282CMB4	US Treasury Note 4.000% Due 12/15/2027	Aa1	AA+		297,222.66	300,785.16	4.34	1.62		1/16/2025
300,000	91282CMF5	US Treasury Note 4.250% Due 1/15/2028	Aa1	AA+		299,144.53	302,097.66	4.35	1.70		1/16/2025
300,000	91282CGP0	US Treasury Note 4.000% Due 2/29/2028	Aa1	AA+		296,824.22	300,972.66	4.37	1.82		1/16/2025
300,000	91282CHQ7	US Treasury Note 4.125% Due 7/31/2028	Aa1	AA+		297,316.41	302,039.06	4.40	2.20		1/16/2025
150,000	91282CHX2	US Treasury Note 4.375% Due 8/31/2028	Aa1	AA+		149,156.25	151,863.28	4.54	2.27		1/14/2025
115,000	91282CHX2	US Treasury Note 4.375% Due 8/31/2028	Aa1	AA+		114,847.27	116,428.52	4.41	2.27		1/16/2025
300,000	91282CJN2	US Treasury Note 4.375% Due 11/30/2028	Aa1	AA+		299,378.91	304,113.28	4.43	2.47		1/16/2025
300,000	91282CKD2	US Treasury Note 4.250% Due 2/28/2029	Aa1	AA+		297,808.59	303,433.59	4.44	2.71		1/16/2025
135,000	91282CKG5	US Treasury Note 4.125% Due 3/31/2029	Aa1	AA+		134,282.81	136,112.70	4.25	2.80		6/25/2024
135,000	91282CKP5	US Treasury Note 4.625% Due 4/30/2029	Aa1	AA+		134,812.25	138,042.77	4.66	2.80		4/30/2024
300,000	91282CKT7	US Treasury Note 4.500% Due 5/31/2029	Aa1	AA+		299,015.63	305,789.06	4.58	2.89		1/15/2025
300,000	91282CKX8	US Treasury Note 4.250% Due 6/30/2029	Aa1	AA+		297,562.50	303,632.81	4.45	2.98		1/16/2025



Bucyrus City Schools - General Funds
 US Bank Custodian Acct Ending x08733
 Attn: Lisa Thoman-Cha

Portfolio Holdings

3/31/2026

Quantity	Cusip	Security Description	Moody's	S&P	Call Date	Cost Basis	Market Value	Yield at Cost	Wtd Maturity	FDIC Number	Purchase Date
100,000	91282CLC3	US Treasury Note 4.000% Due 7/31/2029	Aa1	AA+		98,179.69	100,449.22	4.44	3.08		1/8/2025
300,000	91282CLR0	US Treasury Note 4.125% Due 10/31/2029	Aa1	AA+		295,640.63	302,472.66	4.46	3.25		1/16/2025
165,000	91282CMA6	US Treasury Note 4.125% Due 11/30/2029	Aa1	AA+		164,890.43	166,372.85	4.14	3.33		12/2/2024
155,000	91282CMD0	US Treasury Note 4.375% Due 12/31/2029	Aa1	AA+		154,588.28	157,633.79	4.43	3.40		12/31/2024
130,000	91282CGQ8	US Treasury Note 4.000% Due 2/28/2030	Aa1	AA+		129,370.31	130,497.66	4.11	3.58		3/24/2025
Accrued Interest							46,547.94				
						4,930,013.04	5,049,388.97	4.39	2.28		

CERTIFICATES OF DEPOSIT

205,000	152465AW0	Central B&T Co, KY 3.750% Due 8/18/2027				204,223.05	204,598.30	3.94	1.33	15815	8/20/2025
245,000	919853NR8	Valley National Bank, NJ 3.900% Due 8/27/2027				244,632.50	245,011.69	3.95	1.35	9396	8/27/2024
245,000	05612LES7	BMW Bank of North America, UT 3.950% Due 5/9/2028				244,632.50	245,205.60	4.00	1.97	35141	5/12/2025
100,000	07371DR58	Beal Bank, NV 4.650% Due 5/30/2029				99,750.00	102,058.93	4.71	2.88	57833	6/6/2024
156,000	89235MPX3	Toyota Financial Savings Bank, NY 4.150% Due 8/8/2029				155,610.00	156,907.09	4.21	3.09	57542	8/8/2024
169,000	29367RNG7	Enterprise Bank, PA 3.800% Due 8/28/2029				168,577.50	168,114.10	3.89	3.14	34786	8/28/2024
130,000	02589AFC1	American Express Nat'l Bank, UT 3.750% Due 9/11/2029				129,675.00	129,057.44	3.81	3.20	27471	9/11/2024
150,000	58404DXW6	Medallion Bank, UT 4.150% Due 6/17/2030				149,625.00	150,859.89	4.24	3.79	57449	6/16/2025
200,000	88413QHX9	Third Federal Savings & Loan, OH 3.750% Due 9/19/2030				199,600.00	197,762.22	3.80	4.07	30012	9/22/2025
190,000	795451EE9	Sallie Mae Bank, UT 3.900% Due 12/10/2030				189,430.00	188,927.20	3.97	4.20	58177	12/11/2025
149,000	15118R4D6	Celtic Bank, UT 3.750% Due 2/27/2031				148,627.50	147,074.20	3.84	4.40	57056	2/27/2026
Accrued Interest							11,193.95				
						1,934,383.05	1,946,770.62	4.00	2.91		



Bucyrus City Schools - General Funds
US Bank Custodian Acct Ending x08733
Attn: Lisa Thoman-Cha

Portfolio Holdings

3/31/2026

Quantity	Cusip	Security Description	Moody's	S&P	Call Date	Cost Basis	Market Value	Yield at Cost	Wtd Maturity	FDIC Number	Purchase Date
COMMERCIAL PAPERS											
260,000	45685RDM6	ING US CP 0.000% Due 4/21/2026	P-1	A-1		251,881.72	259,433.30	4.35	0.06		7/28/2025
330,000	63873KK97	Natixis NY 0.000% Due 10/9/2026	P-1	A-1		321,645.50	323,153.33	3.82	0.52		2/6/2026
160,000	63307MLD9	NBC 0.000% Due 11/13/2026	P-1	A-1		155,624.27	156,085.07	3.76	0.62		2/17/2026
	Accrued Interest						0.00				
						729,151.49	738,671.70	3.99	0.38		
MONEY MARKET FUNDS											
	USBMMF	First American Treasury Obligations Fund				61,478.54	61,478.54	3.55	0.00		
						61,478.54	61,478.54	3.55	0.00		
Total Portfolio						8,128,233.12	8,280,367.06	4.24	2.23		



Bucyrus City Schools - General Funds
US Bank Custodian Acct Ending x08733
Attn: Lisa Thoman-Cha

Disclaimer & Terms

3/31/2026

Monthly Investment Report Disclosures:

This report is provided by RedTree Investment Group, a Registered Investment Adviser with the SEC, solely for informational purposes and is intended for use by the account holder(s) listed.

The valuations and performance shown in this report may differ from those provided by the custodian due to differences in pricing sources, the timing of data reconciliation, and the treatment of accruals or cash flows. We encourage you to compare this report with your custodial statement.

Advisory fees are charged based on the terms outlined in your Investment Advisory Agreement. Fees may be calculated as a percentage of assets under management and may be deducted directly from your account(s) at the custodian. Please refer to your agreement and your custodial statements for fee details.

This report may include hypothetical assumptions or forward-looking illustrations regarding the income, yield, or future value of fixed income securities currently held in your portfolio. These projections are for illustrative purposes only and should not be interpreted as guarantees or predictions of actual results.

Fixed income securities, including corporate, municipal, and other debt instruments, are subject to the risk that the issuer may default on interest or principal payments. In such cases, the bondholder may lose some or all of their invested principal. Hypothetical models typically assume full and timely payment of all interest and principal, which may not reflect actual outcomes in the event of issuer distress or default.

If you have questions about this report or your financial situation has changed, please call 888.596.2293 or email info@redtreeinv.com.