


# MONTHLY FINANCIAL REPORT

LISA THOMAN-CHA  
TREASURER



**FEBRUARY - 2025**

BUCYRUS CITY SCHOOLS

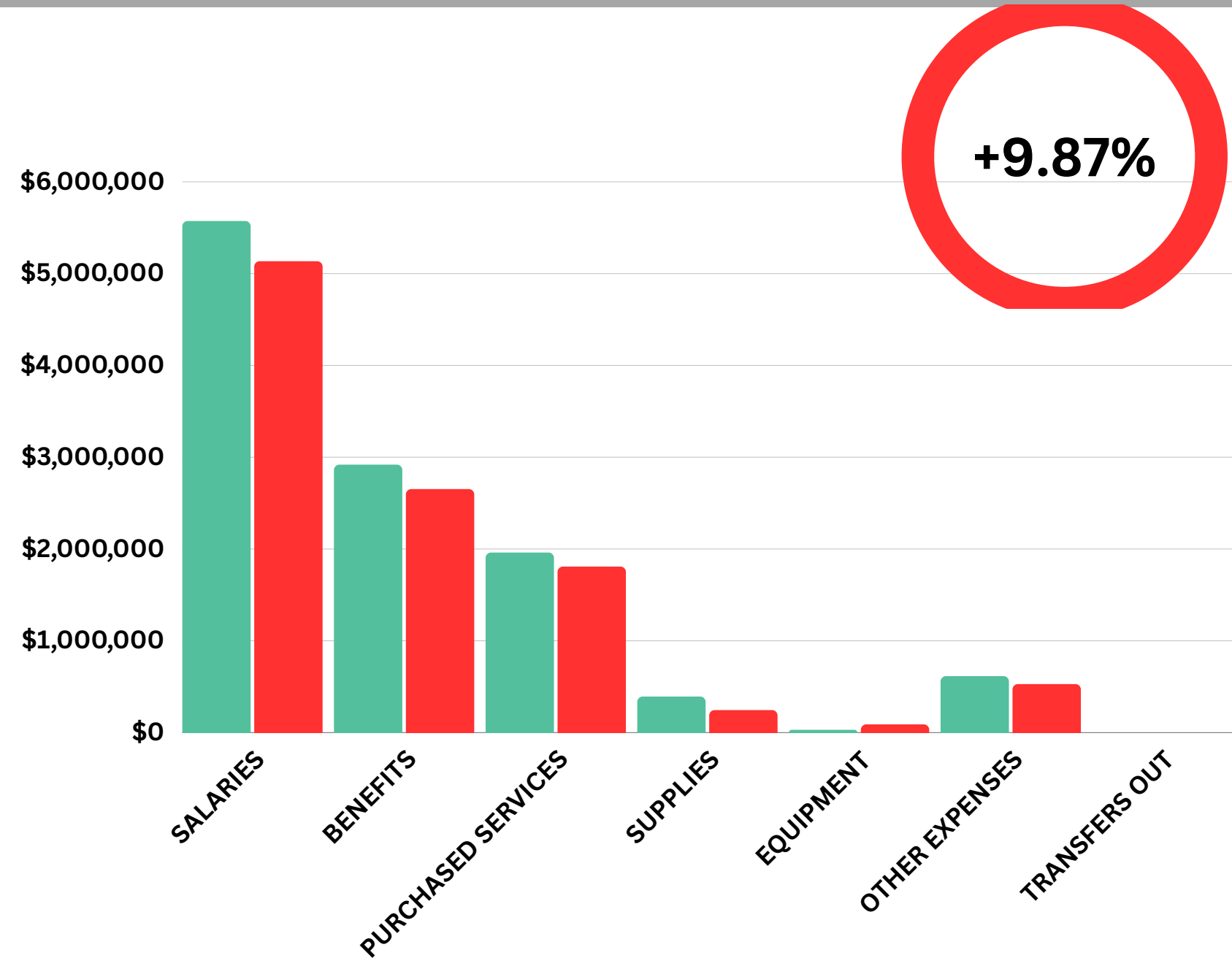
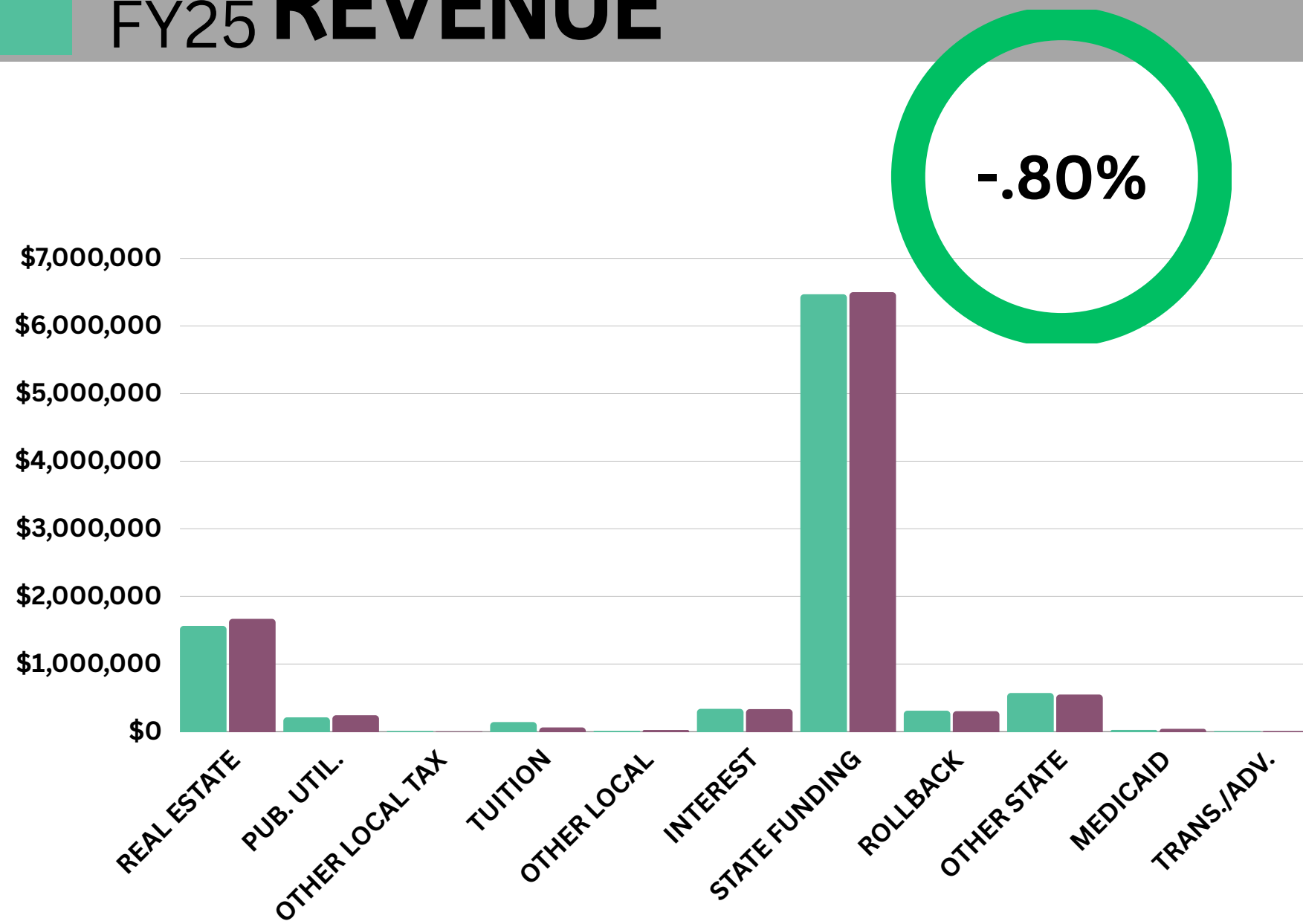


# OVERVIEW



FY24  
FY25 **REVENUE**

FY24  
FY25 **EXPENSES**



# REVENUE NOTES



## Excess Costs

Our Excess Costs revenue payment came in at \$131,014, vs last year's payment of \$69,344.



## Real Estate

We expect our final real estate settlement in March. I will provide a breakdown next month of how we will end the year here.



## ODE Funding

As we are 66% of the way through FY25, State Funding is down .48% or \$31,041.



# EXPENSE NOTES



## Substitutes

Certified substitute costs are up for the fiscal year.



## Health Insurance (Certified Staff)

Medical - up 8%  
Dental - up 15.5%



## Expense Highlight

Electric costs are down 18%, or \$28,422, as we are 66% of the way through our fiscal year.



# OVERALL

**Current Cash Balance - \$12,044,313**





# General Fund Report

Bucyrus City School District

FYTD Through 2-28-2025

REVENUES	BUDGET FY24-25	BUDGET 8 Months in	CURRENT 24-25	PRIOR YR FY23-24	For the Year Increase/(Decrease)	Percent Change
Real Estate Taxes	\$3,918,382	\$2,612,255	\$1,563,762	\$1,668,055	(\$104,294)	-6.25%
Tangible Personal Property Taxes	\$512,739	\$341,826	\$211,149	\$242,157	(\$31,008)	-12.81%
Other Receipts - Local	\$18,180	\$12,120	\$9,813	\$4,689	\$5,124	109.29%
Tuition & Open Enrollment	\$12,830	\$8,553	\$141,226	\$61,955	\$79,270	127.95%
Other Receipts - Local	\$30,732	\$20,488	\$11,694	\$23,820	(\$12,126)	-50.91%
Interest Income	\$608,074	\$405,383	\$337,098	\$332,974	\$4,124	1.24%
State Funding	\$9,652,058	\$6,434,705	\$6,469,600	\$6,500,641	(\$31,041)	-0.48%
Rollback & Homestead	\$624,917	\$416,611	\$309,594	\$302,112	\$7,482	2.48%
Other Receipts - State	\$883,372	\$588,915	\$571,419	\$548,571	\$22,848	4.16%
Federal Revenue / Medicaid	\$150,000	\$100,000	\$24,669	\$41,363	(\$16,694)	-40.36%
Transfers/Advances In	\$8,000	\$5,333	\$7,702	\$8,991	(\$1,289)	-14.33%
TOTAL REVENUE	\$16,419,284	\$10,946,190	\$9,657,726	\$9,735,329	(\$77,603)	-0.80%
EXPENSES						
Salaries & Wages	\$8,323,845	\$5,549,230	\$5,573,114	\$5,134,987	\$438,127	8.53%
Fringe Benefits	\$4,157,057	\$2,771,371	\$2,918,802	\$2,652,880	\$265,922	10.02%
Purchased Services	\$3,781,555	\$2,521,036	\$1,961,363	\$1,808,287	\$153,075	8.47%
Supplies	\$486,652	\$324,435	\$392,727	\$245,171	\$147,556	60.19%
Equipment & Capital Purchases	\$148,189	\$98,793	\$30,251	\$89,455	(\$59,204)	-66.18%
Other Objects	\$1,148,048	\$765,365	\$615,177	\$528,374	\$86,803	16.43%
Transfers Out	\$0	\$0	\$0	\$0	\$0	0%
TOTAL EXPENSES	\$18,045,346	\$12,030,230	\$11,491,434	\$10,459,154	\$1,032,280	9.87%

CASH FLOW			
FYTD through 2-28-2025			
	24-25	23-24	DIFFERENCE
Total General Fund Receipts	\$9,657,726	\$9,735,329	(\$77,603)
Total General Fund Expenditures	\$11,491,434	\$10,459,154	\$1,032,280
NET CASH FLOW	(\$1,833,708)	(\$723,826)	(\$1,109,883)



**BUCYRUS CITY SCHOOL DISTRICT  
RECONCILIATION OF BANK BALANCES**

2/28/2025

**CASH JOURNAL BALANCE**

**\$17,461,714.80**

Outstanding Obligations:

**BANK/ACCOUNT**

**AMOUNT**

Park National Bank/Operating Checks Outstanding	\$103,771.38
Park National Bank/Payroll Checks Outstanding	\$46,850.49
NSF Checks Uncollected	\$0.00
Book Adjustment	\$0.00

Sub total	\$150,621.87
-----------	--------------

Total Cash Journal balance and outstanding obligations	<u>\$17,612,336.67</u>
--------------------------------------------------------	------------------------

**BANK/ACCOUNT**

**AMOUNT**

Park National Bank/Operating	\$255,000.00
Park National Bank/Payroll	\$0.00

Sub total	\$255,000.00
-----------	--------------

Outstanding Investments	Park National Bank/Operating ICS	\$9,312,022.11
	Park National Bank/Payroll ICS	\$253,383.25
	Red Tree/US Bank	\$7,791,931.31

Total Outstanding Investments	\$17,357,336.67
-------------------------------	-----------------

Total Reconciliation	<u>\$17,612,336.67</u>
----------------------	------------------------



Treasurer

difference

\$0.00



Bucyrus City School District

Cash Summary Report

	Full Account Code	Description	Initial Cash	MTD Received	FYTD Received	MTD Expended	FYTD Expended	Fund Balance	Encumbrance	Unencumbered Balance
Fund:	001									
	001-0000	GENERAL FUND	\$ 13,878,021.59	\$ 1,037,430.74	\$ 9,657,725.61	\$ 1,397,661.94	\$ 11,491,434.01	\$ 12,044,313.19	\$ 1,837,170.78	\$ 10,207,142.41
			\$ 13,878,021.59	\$ 1,037,430.74	\$ 9,657,725.61	\$ 1,397,661.94	\$ 11,491,434.01	\$ 12,044,313.19	\$ 1,837,170.78	\$ 10,207,142.41
Fund:	002									
	002-0000	BOND RETIREMENT FUND	100.00	0.00	0.00	0.00	0.00	100.00	0.00	100.00
	002-9007	BOND RETIREMENT - OSFC BUILDING PROJECT FY07	534,964.99	0.00	400,347.17	0.00	809,498.16	125,814.00	75,970.50	49,843.50
			\$ 535,064.99	\$ 0.00	\$ 400,347.17	\$ 0.00	\$ 809,498.16	\$ 125,914.00	\$ 75,970.50	\$ 49,943.50
Fund:	003									
	003-0000	PERMANENT IMPROVEMENT FUND	170,153.84	0.00	25,821.42	0.00	40,520.53	155,454.73	45,568.00	109,886.73
			\$ 170,153.84	\$ 0.00	\$ 25,821.42	\$ 0.00	\$ 40,520.53	\$ 155,454.73	\$ 45,568.00	\$ 109,886.73
Fund:	006									
	006-0000	SCHOOL FOOD SERVICE FUND	444,332.64	13,586.57	494,397.47	79,273.78	617,994.45	320,735.66	67,494.16	253,241.50
			\$ 444,332.64	\$ 13,586.57	\$ 494,397.47	\$ 79,273.78	\$ 617,994.45	\$ 320,735.66	\$ 67,494.16	\$ 253,241.50
Fund:	007									
	007-9903	BCSD STAFF SCHOLARSHIP FUND	590.73	217.40	1,752.20	0.00	0.00	2,342.93	0.00	2,342.93
	007-9909	ACADEMIC BOOSTERS SCHOLARSHIP	12,528.70	0.00	0.00	0.00	3,000.00	9,528.70	0.00	9,528.70
			\$ 13,119.43	\$ 217.40	\$ 1,752.20	\$ 0.00	\$ 3,000.00	\$ 11,871.63	\$ 0.00	\$ 11,871.63
Fund:	018									
	018-9011	ELEMENTARY BUILDING FUND	27,973.30	6,805.00	18,593.39	274.68	12,400.88	34,165.81	3,389.22	30,776.59
	018-9107	BUCYRUS COMMUNITY AUDITORIUM FUND	7,106.00	150.00	300.00	0.00	0.00	7,406.00	1,727.52	5,678.48
	018-9217	SECONDARY BUILDING FUND	15,078.70	0.00	5,029.70	366.93	1,924.81	18,183.59	1,426.83	16,756.76
	018-9717	ACADEMIC BOOSTERS	3,519.87	105.00	2,499.50	0.00	0.00	6,019.37	3,377.85	2,641.52
	018-9817	HS RENAISSANCE	193.38	0.00	0.00	0.00	0.00	193.38	0.00	193.38
			\$ 53,871.25	\$ 7,060.00	\$ 26,422.59	\$ 641.61	\$ 14,325.69	\$ 65,968.15	\$ 9,921.42	\$ 56,046.73
Fund:	019									
	019-9011	STONEY'S KINDNESS FUND	0.00	0.00	1,000.00	0.00	0.00	1,000.00	70.00	930.00
			\$ 0.00	\$ 0.00	\$ 1,000.00	\$ 0.00	\$ 0.00	\$ 1,000.00	\$ 70.00	\$ 930.00
Fund:	020									
	020-0000	EARLY CHILDHOOD DEVELOPMENT FUND	35,159.74	2,341.00	16,568.00	2,485.93	17,883.22	33,844.52	13,072.68	20,771.84
			\$ 35,159.74	\$ 2,341.00	\$ 16,568.00	\$ 2,485.93	\$ 17,883.22	\$ 33,844.52	\$ 13,072.68	\$ 20,771.84
Fund:	024									
	024-0000	SELF INSURANCE	4,223,914.92	274,678.15	2,127,756.73	233,003.71	1,834,098.52	4,517,573.13	189,394.15	4,328,178.98



Bucyrus City School District

Cash Summary Report

	Full Account Code	Description	Initial Cash	MTD Received	FYTD Received	MTD Expended	FYTD Expended	Fund Balance	Encumbrance	Unencumbered Balance
FUND										
Fund:		034	\$ 4,223,914.92	\$ 274,678.15	\$ 2,127,756.73	\$ 233,003.71	\$ 1,834,098.52	\$ 4,517,573.13	\$ 189,394.15	\$ 4,328,178.98
034-0000		1/2 MIL MAINTENANCE FUND (OSFC PROJECT)	\$ 359,421.50	\$ 0.00	\$ 25,821.41	\$ 0.00	\$ 43,210.77	\$ 342,032.14	\$ 17,251.75	\$ 324,780.39
Fund:		200	\$ 359,421.50	\$ 0.00	\$ 25,821.41	\$ 0.00	\$ 43,210.77	\$ 342,032.14	\$ 17,251.75	\$ 324,780.39
200-9104		DINER 104	4,706.10	365.45	1,503.36	200.11	1,268.03	4,941.43	731.97	4,209.46
200-9105		MIDDLE SCHOOL STUDENT COUNCIL	3,935.91	746.00	746.00	0.00	0.00	4,681.91	0.00	4,681.91
200-9108		INTERACT	210.00	0.00	2,321.00	0.00	2,166.99	364.01	0.00	364.01
200-9201		HIGH SCHOOL YEARBOOKS	367.15	74.00	1,388.66	0.00	3,215.48	(1,459.67)	2,604.00	(4,063.67)
200-9204		HIGH SCHOOL ART CLUB	357.70	0.00	0.00	0.00	0.00	357.70	0.00	357.70
200-9206		HIGH SCHOOL SCIENCE CLUB	1,589.61	0.00	0.00	0.00	0.00	1,589.61	0.00	1,589.61
200-9207		HIGH SCHOOL GIRL BOOSTERS CLUB	6,966.69	0.00	3,060.00	0.00	2,121.64	7,905.05	855.69	7,049.36
200-9212		HIGH SCHOOL STUDENT COUNCIL	5,170.24	0.00	168.00	0.00	85.79	5,252.45	1,023.01	4,229.44
200-9218		BHS QUIZ TEAM	69.85	0.00	70.00	0.00	125.00	14.85	0.00	14.85
200-9320		CLASS OF 2020	1,938.22	0.00	0.00	0.00	0.00	1,938.22	0.00	1,938.22
200-9321		CLASS OF 2021	2,683.27	0.00	0.00	0.00	0.00	2,683.27	0.00	2,683.27
200-9322		CLASS OF 2022	846.82	0.00	0.00	0.00	0.00	846.82	0.00	846.82
200-9323		CLASS OF 2023	1,223.60	0.00	0.00	0.00	0.00	1,223.60	0.00	1,223.60
200-9324		CLASS OF 2024	786.24	0.00	0.00	0.00	77.00	709.24	150.00	559.24
200-9325		CLASS OF 2025	2,735.08	0.00	0.00	0.00	0.00	2,735.08	0.00	2,735.08
200-9326		CLASS OF 2026	2,283.30	60.00	60.00	0.00	0.00	2,343.30	100.00	2,243.30
Fund:		300	\$ 35,869.78	\$ 1,245.45	\$ 9,317.02	\$ 200.11	\$ 9,059.93	\$ 36,126.87	\$ 5,464.67	\$ 30,662.20
300-9102		M.S. BAND	528.14	0.00	0.00	0.00	395.00	133.14	133.14	0.00
300-9210		H.S. BAND	7.10	0.00	0.00	0.00	0.00	7.10	0.00	7.10
300-9211		H.S. CHOIR	9,846.45	0.00	0.00	168.02	267.20	9,579.25	732.80	8,846.45
300-9213		H.S. SPEECH & DRAMA CLUB	10,813.74	145.00	145.00	0.00	0.00	10,958.74	0.00	10,958.74
300-9223		H.S. BUCYRUS PLAYERS	4,199.74	0.00	0.00	0.00	25.00	4,174.74	875.00	3,299.74
300-9224		ATHLETIC FUND	33,244.03	18,663.00	116,082.36	21,634.56	61,347.39	87,979.00	96,420.36	(8,441.36)
Fund:		401	\$ 58,639.20	\$ 18,808.00	\$ 116,227.36	\$ 21,802.58	\$ 62,034.59	\$ 112,831.97	\$ 98,161.30	\$ 14,670.67
401-9124		AUXILIARY - HIGH ROAD FY24	37,624.29	0.00	0.00	0.00	8,102.49	29,521.80	23,701.88	5,819.92



Bucyrus City School District

Cash Summary Report

	Full Account Code	Description	Initial Cash	MTD Received	FYTD Received	MTD Expended	FYTD Expended	Fund Balance	Encumbrance	Unencumbered Balance
	401-9125	AUXILIARY - HIGH ROAD FY25	\$ 0.00	\$ 22,430.24	\$ 44,735.53	\$ 0.00	\$ 0.00	\$ 44,735.53	\$ 0.00	\$ 44,735.53
			\$ 37,624.29	\$ 22,430.24	\$ 44,735.53	\$ 0.00	\$ 8,102.49	\$ 74,257.33	\$ 23,701.88	\$ 50,555.45
Fund:		439								
	439-9124	EARLY CHILDHOOD - PRESCHOOL FY24	0.00	0.00	27,677.83	0.00	27,677.83	0.00	0.00	0.00
	439-9125	EARLY CHILDHOOD - PRESCHOOL FY24	0.00	0.00	43,294.02	14,429.70	86,584.10	(43,290.08)	0.00	(43,290.08)
			\$ 0.00	\$ 0.00	\$ 70,971.85	\$ 14,429.70	\$ 114,261.93	\$ (43,290.08)	\$ 0.00	\$ (43,290.08)
Fund:		499								
	499-9025	MISCELLANEOUS STATE GRANT FUND	15,000.00	0.00	0.00	0.00	15,000.00	0.00	0.00	0.00
	499-9125	FY25 OHIO CAREER TECH ED EQUIPMENT GRANT	0.00	0.00	375.00	19.16	785.05	(410.05)	27,761.62	(28,171.67)
	499-9225	FY25 STRATEGIES SECONDARY TRANSITION	0.00	0.00	0.00	3,195.00	3,195.00	(3,195.00)	0.00	(3,195.00)
			\$ 15,000.00	\$ 0.00	\$ 375.00	\$ 3,214.16	\$ 18,980.05	\$ (3,605.05)	\$ 27,761.62	\$ (31,366.67)
Fund:		509								
	509-9927	BES 21ST CENTURY FY24	(35,539.93)	0.00	56,945.70	0.00	21,405.77	0.00	0.00	0.00
	509-9928	BSS 21ST CENTURY FY24	(19,605.86)	0.00	25,828.53	0.00	6,222.67	0.00	0.00	0.00
	509-9929	BES 21ST CENTURY FY25	0.00	30,884.05	71,088.25	15,754.62	79,814.37	(8,726.12)	28,827.13	(37,553.25)
	509-9930	BSS 21ST CENTURY FY25	0.00	13,376.59	30,409.73	7,740.41	35,792.16	(5,382.43)	28,578.77	(33,961.20)
			\$ (55,145.79)	\$ 44,260.64	\$ 184,272.21	\$ 23,495.03	\$ 143,234.97	\$ (14,108.55)	\$ 57,405.90	\$ (71,514.45)
Fund:		516								
	516-9124	IDEA-B FY24	8,521.47	0.00	53,789.49	0.00	62,310.96	0.00	0.00	0.00
	516-9125	IDEA-B FY25	0.00	0.00	116,092.17	64,911.33	252,626.10	(136,533.93)	550.00	(137,083.93)
			\$ 8,521.47	\$ 0.00	\$ 169,881.66	\$ 64,911.33	\$ 314,937.06	\$ (136,533.93)	\$ 550.00	\$ (137,083.93)
Fund:		551								
	551-9124	LIMITED ENGLISH PROFICIENCY	(6,093.75)	0.00	6,093.75	0.00	0.00	0.00	0.00	0.00
			\$ (6,093.75)	\$ 0.00	\$ 6,093.75	\$ 0.00	\$ 0.00	\$ 0.00	\$ 0.00	\$ 0.00
Fund:		572								
	572-9124	TITLE I FY24	13,665.46	0.00	42,996.27	0.00	56,661.73	0.00	0.00	0.00
	572-9125	TITLE I FY25	0.00	0.00	137,084.48	58,433.57	292,020.54	(154,936.06)	4,420.40	(159,356.46)
			\$ 13,665.46	\$ 0.00	\$ 180,080.75	\$ 58,433.57	\$ 348,682.27	\$ (154,936.06)	\$ 4,420.40	\$ (159,356.46)
Fund:		584								
	584-9124	TITLE IV-A FY24	885.07	0.00	(885.07)	0.00	0.00	0.00	0.00	0.00
	584-9125	TITLE IV-A FY25	0.00	0.00	85,366.78	7,294.10	102,254.53	(16,887.75)	11,944.75	(28,832.50)
			\$ 885.07	\$ 0.00	\$ 84,481.71	\$ 7,294.10	\$ 102,254.53	\$ (16,887.75)	\$ 11,944.75	\$ (28,832.50)



Bucyrus City School District

Cash Summary Report

	Full Account Code	Description	Initial Cash	MTD Received	FYTD Received	MTD Expended	FYTD Expended	Fund Balance	Encumbrance	Unencumbered Balance
Fund: 590										
590-9125	TITLE IIA FY25		\$ 0.00	\$ 0.00	\$ 16,178.00	\$ 9,200.00	\$ 27,025.10	\$ (10,847.10)	\$ 12,970.79	\$ (23,817.89)
			\$ 0.00	\$ 0.00	\$ 16,178.00	\$ 9,200.00	\$ 27,025.10	\$ (10,847.10)	\$ 12,970.79	\$ (23,817.89)
Grand Total			\$ 19,822,025.63	\$ 1,422,058.19	\$ 13,660,227.44	\$ 1,916,047.55	\$ 16,020,538.27	\$ 17,461,714.80	\$ 2,498,294.75	\$ 14,963,420.05

Start Date: 2/1/25

End Date: 2/28/25

## Bucyrus City School District Disbursement Summary Report

Reference Number	Check Number	Type	Date	Name	Vendor #	Status	Reconcile Date	Void Date	Amount
59525	0	PAYROLL	2/14/2025	Bucyrus City School District		RECONCILED	2/28/2025		\$ 382,809.25
59590	0	PAYROLL	2/28/2025	Bucyrus City School District		RECONCILED	2/28/2025		391,337.05
59495	87518	ACCOUNTS_PAYA BLE	2/7/2025	8X8, INC	1859	RECONCILED	2/28/2025		2,205.75
59483	87519	ACCOUNTS_PAYA BLE	2/7/2025	AMERICAN ELECTRIC POWER	2928	RECONCILED	2/28/2025		13,865.02
59502	87520	ACCOUNTS_PAYA BLE	2/7/2025	BLICK ART MATERIALS	375	RECONCILED	2/28/2025		64.91
59515	87521	ACCOUNTS_PAYA BLE	2/7/2025	BLUESKY MEETING SOLUTION	6868	OUTSTANDING			588.00
59491	87522	ACCOUNTS_PAYA BLE	2/7/2025	BUCYRUS CITY SCHOOLS	340	RECONCILED	2/28/2025		332.95
59485	87523	ACCOUNTS_PAYA BLE	2/7/2025	CENTRAL OHIO FARMERS CO-OP INC	1514	RECONCILED	2/28/2025		2,503.71
59523	87524	ACCOUNTS_PAYA BLE	2/7/2025	CENTRAL OHIO GLASS LLC	1450	RECONCILED	2/28/2025		1,561.60
59512	87525	ACCOUNTS_PAYA BLE	2/7/2025	CITY OF BUCYRUS	549	RECONCILED	2/28/2025		1,579.78
59510	87526	ACCOUNTS_PAYA BLE	2/7/2025	CRAWFORD CO. BOARD OF DD	1106	RECONCILED	2/28/2025		630.98
59517	87527	ACCOUNTS_PAYA BLE	2/7/2025	CRAWFORD COUNTY PUBLIC HEALTH	4574	RECONCILED	2/28/2025		1,326.48
59496	87528	ACCOUNTS_PAYA BLE	2/7/2025	EAST CLEVELAND CITY SCHOOL DISTRICT	693915	RECONCILED	2/28/2025		2,970.00
59501	87529	ACCOUNTS_PAYA BLE	2/7/2025	ERVIN EDUCATIONAL CONSULTING	693924	RECONCILED	2/28/2025		6,180.00
59518	87530	ACCOUNTS_PAYA BLE	2/7/2025	GOLDEN GATE FINANCIAL SERVICES	693896	RECONCILED	2/28/2025		350.00
59484	87531	ACCOUNTS_PAYA BLE	2/7/2025	GORDON FOOD SERVICE	1332	RECONCILED	2/28/2025		9,724.21
59482	87532	ACCOUNTS_PAYA BLE	2/7/2025	GreatAmerica Financial Services Corporation	7317	RECONCILED	2/28/2025		2,994.09
59508	87533	ACCOUNTS_PAYA BLE	2/7/2025	IXL LEARNING	7319	RECONCILED	2/28/2025		13,013.75
59486	87534	ACCOUNTS_PAYA BLE	2/7/2025	JAIVIR SINGH	1933	RECONCILED	2/28/2025		198.60
59488	87535	ACCOUNTS_PAYA	2/7/2025	JANET KOHLS	1170	RECONCILED	2/28/2025		274.68



Start Date: 2/1/25

End Date: 2/28/25

## Bucyrus City School District Disbursement Summary Report

Reference Number	Check Number	Type	Date	Name	Vendor #	Status	Reconcile Date	Void Date	Amount
		BLE							
59477	87536	ACCOUNTS_PAYA	2/7/2025	JOHN BLACKSTONE	693852	RECONCILED	2/28/2025		\$ 500.00
59487	87537	ACCOUNTS_PAYA	2/7/2025	JON BUTCHKO	693881	RECONCILED	2/28/2025		260.42
59522	87538	ACCOUNTS_PAYA	2/7/2025	TREASURER OF STATE OF OHIO	7921	RECONCILED	2/28/2025		328.00
59489	87539	ACCOUNTS_PAYA	2/7/2025	KIESS ELECTRIC INC	2115	RECONCILED	2/28/2025		1,704.30
59475	87540	ACCOUNTS_PAYA	2/7/2025	KIMMEL CORP.	2118	RECONCILED	2/28/2025		330.40
59513	87541	ACCOUNTS_PAYA	2/7/2025	LEARN21: A FLEXIBLE LEARNING COLLABORATIVE	1709	RECONCILED	2/28/2025		1,500.00
59511	87542	ACCOUNTS_PAYA	2/7/2025	LISA D. THOMAN-CHA	2392	RECONCILED	2/28/2025		182.99
59500	87543	ACCOUNTS_PAYA	2/7/2025	LONETTA PORINCHOK	693854	RECONCILED	2/28/2025		261.66
59492	87544	ACCOUNTS_PAYA	2/7/2025	M.R. SECURITY LLC	407	RECONCILED	2/28/2025		1,582.80
59506	87545	ACCOUNTS_PAYA	2/7/2025	MOHICAN REHABILITATION SERVICES, LLC	4695	RECONCILED	2/28/2025		10,903.35
59507	87546	ACCOUNTS_PAYA	2/7/2025	ALFRED NICKLES BAKERY INC.	2836	RECONCILED	2/28/2025		408.75
59474	87547	ACCOUNTS_PAYA	2/7/2025	NORTH POINT ESC	971	RECONCILED	2/28/2025		5,364.94
59520	87548	ACCOUNTS_PAYA	2/7/2025	NORTONS FLOWERS	2841	RECONCILED	2/28/2025		9.00
59503	87549	ACCOUNTS_PAYA	2/7/2025	OASBO	2902	RECONCILED	2/28/2025		545.00
59480	87550	ACCOUNTS_PAYA	2/7/2025	OBERLANDER'S TREE/LANDSC	2961	RECONCILED	2/28/2025		16,792.00
59481	87551	ACCOUNTS_PAYA	2/7/2025	OHIO SPECIALTY SERVICES	6568	RECONCILED	2/28/2025		3,600.00
59521	87552	ACCOUNTS_PAYA	2/7/2025	PIONEER CAREER & TECH. CENTER	3129	RECONCILED	2/28/2025		90.00
59494	87553	ACCOUNTS_PAYA	2/7/2025	PITNEY BOWES INC	3081	RECONCILED	2/28/2025		265.57
59504	87554	ACCOUNTS_PAYA	2/7/2025	PLEASANT HIGH SCHOOL	4966	RECONCILED	2/28/2025		600.00
59476	87555	ACCOUNTS_PAYA	2/7/2025	RENHILL GROUP	5828	RECONCILED	2/28/2025		30,872.49
59499	87556	ACCOUNTS_PAYA	2/7/2025	CHARLES RITTER'S COMPANY	3232	RECONCILED	2/28/2025		97.95
59519	87557	ACCOUNTS_PAYA	2/7/2025	ROBERT BRITTON	2189	RECONCILED	2/28/2025		191.00

Start Date: 2/1/25

End Date: 2/28/25

## Bucyrus City School District Disbursement Summary Report

Reference Number	Check Number	Type	Date	Name	Vendor #	Status	Reconcile Date	Void Date	Amount
59498	87558	BLE ACCOUNTS_PAYA	2/7/2025	ROBIN SHOWERS	8809	RECONCILED	2/28/2025		\$ 2,400.00
59478	87559	BLE ACCOUNTS_PAYA	2/7/2025	SAFEHOUSERESI DENTIAL SERVICES DIVISION	2167	RECONCILED	2/28/2025		3,200.00
59497	87560	BLE ACCOUNTS_PAYA	2/7/2025	SAFELY HOME, INC.	1923	RECONCILED	2/28/2025		3,325.40
59479	87561	BLE ACCOUNTS_PAYA	2/7/2025	SHERYL HERNANDEZ	2257	RECONCILED	2/28/2025		185.42
59493	87562	BLE ACCOUNTS_PAYA	2/7/2025	SIESEL DISTRIBUTING, LLC	3720	RECONCILED	2/28/2025		1,137.27
59505	87563	BLE ACCOUNTS_PAYA	2/7/2025	SPECIALIZED EDUCATION OF OHIO, INC.	7348	RECONCILED	2/28/2025		51,883.30
59516	87564	BLE ACCOUNTS_PAYA	2/7/2025	TOBII DYNAVOK LLC	1477	RECONCILED	2/28/2025		399.00
59490	87565	BLE ACCOUNTS_PAYA	2/7/2025	TOFT DAIRY, INC	693856	RECONCILED	2/28/2025		2,435.18
59514	87566	BLE ACCOUNTS_PAYA	2/7/2025	TORRENCE SOUND EQUIPMENT CO.	7085	RECONCILED	2/28/2025		3,056.00
59509	87567	BLE ACCOUNTS_PAYA	2/7/2025	WILLIAM V MACGILL & CO	232	RECONCILED	2/28/2025		265.99
59531	87568	BLE ACCOUNTS_PAYA	2/13/2025	PNC BANK NATIONAL ASSOCIATION	1420	RECONCILED	2/28/2025		5,079.12
59538	87569	BLE ACCOUNTS_PAYA	2/13/2025	Capital One Trade Credit	7359	RECONCILED	2/28/2025		96.25
59540	87570	BLE ACCOUNTS_PAYA	2/13/2025	AMAZON.COM CAPITAL SERVICES	693819	RECONCILED	2/28/2025		1,572.51
59563	87571	BLE ACCOUNTS_PAYA	2/13/2025	APPTEGY, INC.	2342	RECONCILED	2/28/2025		9,760.28
59561	87572	BLE ACCOUNTS_PAYA	2/13/2025	BRICKER GRAYDON LLP	396	RECONCILED	2/28/2025		297.00
59536	87573	BLE ACCOUNTS_PAYA	2/13/2025	BSN Sports, LLC	329	RECONCILED	2/28/2025		32.00
59554	87574	BLE ACCOUNTS_PAYA	2/13/2025	BUCYRUS CITY FIRE DEPT	4772	RECONCILED	2/28/2025		1,500.00
59541	87575	BLE ACCOUNTS_PAYA	2/13/2025	PRECISION CHEMICAL	693952	RECONCILED	2/28/2025		2,516.00
59556	87576	BLE ACCOUNTS_PAYA	2/13/2025	THE CINCINNATI INSURANCE CO	1659	RECONCILED	2/28/2025		250.00
59549	87577	BLE ACCOUNTS_PAYA	2/13/2025	CCFCFC	5648	RECONCILED	2/28/2025		750.00



Start Date: 2/1/25

End Date: 2/28/25

## Bucyrus City School District

### Disbursement Summary Report

Reference Number	Check Number	Type	Date	Name	Vendor #	Status	Reconcile Date	Void Date	Amount
59566	87578	ACCOUNTS_PAYA BLE	2/13/2025	CRAWFORD COUNTY SHERIFF DEPT	1005	OUTSTANDING			\$ 170.00
59543	87579	ACCOUNTS_PAYA BLE	2/13/2025	ERVIN EDUCATIONAL CONSULTING	693924	RECONCILED	2/28/2025		3,020.00
59546	87580	ACCOUNTS_PAYA BLE	2/13/2025	GORDON FOOD SERVICE	1332	RECONCILED	2/28/2025		4,647.45
59564	87581	ACCOUNTS_PAYA BLE	2/13/2025	IMPERIAL DADE	693931	RECONCILED	2/28/2025		184.42
59533	87582	ACCOUNTS_PAYA BLE	2/13/2025	J.W. PEPPER & SON, INC	4576	RECONCILED	2/28/2025		195.27
59558	87583	ACCOUNTS_PAYA BLE	2/13/2025	LISA D. THOMAN- CHA	2392	RECONCILED	2/28/2025		126.04
59559	87584	ACCOUNTS_PAYA BLE	2/13/2025	MATT MAKEEVER	5021	RECONCILED	2/28/2025		400.00
59553	87585	ACCOUNTS_PAYA BLE	2/13/2025	NEW PRECISION TECHNOLOGY, LLC	2301	RECONCILED	2/28/2025		24.04
59539	87586	ACCOUNTS_PAYA BLE	2/13/2025	ALFRED NICKLES BAKERY INC.	2836	RECONCILED	2/28/2025		259.10
59565	87587	ACCOUNTS_PAYA BLE	2/13/2025	NORTHERN-10 CONFERENCE	6387	RECONCILED	2/28/2025		5,090.50
59544	87588	ACCOUNTS_PAYA BLE	2/13/2025	PEACOCK WATER CONDITIONING	1182	RECONCILED	2/28/2025		78.75
59542	87589	ACCOUNTS_PAYA BLE	2/13/2025	PERRY PROTECH	2124	RECONCILED	2/28/2025		75.94
59545	87590	ACCOUNTS_PAYA BLE	2/13/2025	RETTIG MUSIC, INC	79	OUTSTANDING			303.60
59535	87591	ACCOUNTS_PAYA BLE	2/13/2025	RFS CHARITABLE FOUNDATION	693882	RECONCILED	2/28/2025		934.58
59555	87592	ACCOUNTS_PAYA BLE	2/13/2025	RIDDELL ALL AMERICAN SPORTS CORP	2046	RECONCILED	2/28/2025		3,607.66
59537	87593	ACCOUNTS_PAYA BLE	2/13/2025	RUSSELL SLANCZKA	693895	RECONCILED	2/28/2025		496.81
59557	87594	ACCOUNTS_PAYA BLE	2/13/2025	S&P ALLIANCE OF NW OHIO	1443	RECONCILED	2/28/2025		603.23
59534	87595	ACCOUNTS_PAYA BLE	2/13/2025	SCHOOLHOUSE ELECTRONICS LLC	6416	RECONCILED	2/28/2025		5,785.00
59551	87596	ACCOUNTS_PAYA BLE	2/13/2025	SIESEL DISTRIBUTING, LLC	3720	RECONCILED	2/28/2025		21.87
59548	87597	ACCOUNTS_PAYA BLE	2/13/2025	SOLAR ADVOCATE DEVELOPMENT LLC	6770	RECONCILED	2/28/2025		1,302.82

Start Date: 2/1/25

End Date: 2/28/25

## Bucyrus City School District Disbursement Summary Report

Reference Number	Check Number	Type	Date	Name	Vendor #	Status	Reconcile Date	Void Date	Amount
59547	87598	ACCOUNTS_PAYA BLE	2/13/2025	CHARTER COMMUNICATIO NS	2169	RECONCILED	2/28/2025		\$ 319.92
59562	87599	ACCOUNTS_PAYA BLE	2/13/2025	SPORT SAFE TESTING SERV.,INC.	5272	RECONCILED	2/28/2025		930.00
59532	87600	ACCOUNTS_PAYA BLE	2/13/2025	TOFT DAIRY, INC	693856	RECONCILED	2/28/2025		1,192.85
59550	87601	ACCOUNTS_PAYA BLE	2/13/2025	WageWorks, Inc.	693827	RECONCILED	2/28/2025		100.00
59552	87602	ACCOUNTS_PAYA BLE	2/13/2025	Wynford High/Middle School	4454	RECONCILED	2/28/2025		240.00
59568	87603	ACCOUNTS_PAYA BLE	2/13/2025	FRANCES SYMSICK	1218	RECONCILED	2/28/2025		20.16
59567	87604	ACCOUNTS_PAYA BLE	2/13/2025	KIMMEL CORP.	2118	RECONCILED	2/28/2025		164.50
59580	87605	ACCOUNTS_PAYA BLE	2/21/2025	AARON X. ZHU	693902	RECONCILED	2/28/2025		143.00
59575	87606	ACCOUNTS_PAYA BLE	2/21/2025	CHARMA SCHIFER	897	RECONCILED	2/28/2025		133.60
59583	87607	ACCOUNTS_PAYA BLE	2/21/2025	COLUMBIA GAS	570	OUTSTANDING			3,186.87
59582	87608	ACCOUNTS_PAYA BLE	2/21/2025	EAST CLEVELAND CITY SCHOOL DISTRICT	693915	OUTSTANDING			3,762.00
59574	87609	ACCOUNTS_PAYA BLE	2/21/2025	GORDON FOOD SERVICE	1332	OUTSTANDING			5,711.81
59585	87610	ACCOUNTS_PAYA BLE	2/21/2025	GRACENOTES LLC	693851	OUTSTANDING			229.62
59588	87611	ACCOUNTS_PAYA BLE	2/21/2025	HILL INTERNATIONAL TRUCKS LLC	693860	RECONCILED	2/28/2025		499.52
59587	87612	ACCOUNTS_PAYA BLE	2/21/2025	KIMMEL CORP.	2118	RECONCILED	2/28/2025		104.50
59581	87613	ACCOUNTS_PAYA BLE	2/21/2025	LEARNWELL	2333	OUTSTANDING			339.15
59586	87614	ACCOUNTS_PAYA BLE	2/21/2025	MATT MAKEEVER	5021	RECONCILED	2/28/2025		100.00
59579	87615	ACCOUNTS_PAYA BLE	2/21/2025	ALFRED NICKLES BAKERY INC.	2836	OUTSTANDING			268.91
59573	87616	ACCOUNTS_PAYA BLE	2/21/2025	OBERLANDER'S TREE/LANDSC	2961	OUTSTANDING			835.50
59572	87617	ACCOUNTS_PAYA BLE	2/21/2025	RENHILL GROUP	5828	RECONCILED	2/28/2025		24,942.07
59576	87618	ACCOUNTS_PAYA BLE	2/21/2025	ROSE PEST SOLUTIONS	1294	RECONCILED	2/28/2025		208.00



Start Date: 2/1/25

End Date: 2/28/25

## Bucyrus City School District

### Disbursement Summary Report

Reference Number	Check Number	Type	Date	Name	Vendor #	Status	Reconcile Date	Void Date	Amount
59584	87619	ACCOUNTS_PAYA BLE	2/21/2025	Shaffer Distributing Company	693826	RECONCILED	2/28/2025		\$ 306.72
59589	87620	ACCOUNTS_PAYA BLE	2/21/2025	SIESEL DISTRIBUTING, LLC	3720	RECONCILED	2/28/2025		978.01
59578	87621	ACCOUNTS_PAYA BLE	2/21/2025	STRATEGIC SOLUTIONS LLC	6572	RECONCILED	2/28/2025		19,172.96
59577	87622	ACCOUNTS_PAYA BLE	2/21/2025	TOFT DAIRY, INC	693856	RECONCILED	2/28/2025		955.20
59598	87623	ACCOUNTS_PAYA BLE	2/26/2025	LUMINARE HEALTH BENEFITS	721	OUTSTANDING			6,193.86
59600	87624	ACCOUNTS_PAYA BLE	2/26/2025	OHIO SCHOOL COUNCIL	7243	OUTSTANDING			537.66
59599	87625	ACCOUNTS_PAYA BLE	2/26/2025	BUCYRUS CITY SCHOOL DISTRICT	6469	RECONCILED	2/28/2025		231,242.17
59603	87626	ACCOUNTS_PAYA BLE	2/27/2025	AMAZON.COM CAPITAL SERVICES	693819	RECONCILED	2/28/2025		749.24
59602	87627	ACCOUNTS_PAYA BLE	2/27/2025	ROBIN SHOWERS	8809	RECONCILED	2/28/2025		223.60
59613	87628	ACCOUNTS_PAYA BLE	2/27/2025	CITY OF BUCYRUS	549	OUTSTANDING			1,826.43
59618	87629	ACCOUNTS_PAYA BLE	2/27/2025	GOLDEN TOUCH CONSULTING, LLC	1489	OUTSTANDING			4,999.50
59609	87630	ACCOUNTS_PAYA BLE	2/27/2025	GORDON FOOD SERVICE	1332	OUTSTANDING			4,045.53
59617	87631	ACCOUNTS_PAYA BLE	2/27/2025	J.W. PEPPER & SON, INC	4576	OUTSTANDING			79.74
59616	87632	ACCOUNTS_PAYA BLE	2/27/2025	JP MOHLER, LLC	445918	OUTSTANDING			652.95
59615	87633	ACCOUNTS_PAYA BLE	2/27/2025	NEXT LEVEL PREP, LLC	1500	OUTSTANDING			5,605.00
59604	87634	ACCOUNTS_PAYA BLE	2/27/2025	ALFRED NICKLES BAKERY INC.	2836	OUTSTANDING			275.45
59611	87635	ACCOUNTS_PAYA BLE	2/27/2025	NORTHERN BUCKEYE EDUC COUNCIL	6550	OUTSTANDING			522.42
59606	87636	ACCOUNTS_PAYA BLE	2/27/2025	OHIO ALLIANCE BILLING, LLC	5834	OUTSTANDING			176.63
59608	87637	ACCOUNTS_PAYA BLE	2/27/2025	OHIO SCHOOLS BENEFIT COOP.	6487	OUTSTANDING			53,849.36
59610	87638	ACCOUNTS_PAYA BLE	2/27/2025	CHARLES RITTER'S COMPANY	3232	OUTSTANDING			43.38

Start Date: 2/1/25

End Date: 2/28/25

## Bucyrus City School District Disbursement Summary Report

Reference Number	Check Number	Type	Date	Name	Vendor #	Status	Reconcile Date	Void Date	Amount
59612	87639	ACCOUNTS_PAYA BLE	2/27/2025	S&P ALLIANCE OF NW OHIO	1443	OUTSTANDING			\$ 688.00
59619	87640	ACCOUNTS_PAYA BLE	2/27/2025	SIESEL DISTRIBUTING, LLC	3720	OUTSTANDING			49.02
59605	87641	ACCOUNTS_PAYA BLE	2/27/2025	TOFT DAIRY, INC	693856	OUTSTANDING			1,659.00
59607	87642	ACCOUNTS_PAYA BLE	2/27/2025	TRANSPORTATIO N ACCESSORIES COMPANY INC	3838	OUTSTANDING			936.92
59614	87643	ACCOUNTS_PAYA BLE	2/27/2025	Wynford High/Middle School	4454	OUTSTANDING			3,452.07
59473	1000890	ACCOUNTS_PAYA BLE	2/6/2025	MEDICAL MUTUAL	900033	RECONCILED	2/28/2025		85,876.20
59472	1000891	ACCOUNTS_PAYA BLE	2/6/2025	MEDICAL MUTUAL	900033	RECONCILED	2/28/2025		151.95
59471	1000892	ACCOUNTS_PAYA BLE	2/6/2025	MEDICAL MUTUAL	900033	RECONCILED	2/28/2025		277.50
59524	1000893	ACCOUNTS_PAYA BLE	2/10/2025	PEPSI-COLA	900011	RECONCILED	2/28/2025		1,322.80
59526	1000894	ACCOUNTS_PAYA BLE	2/11/2025	PARK NATIONAL BANK	900131	RECONCILED	2/28/2025		5,338.14
59527	1000895	ACCOUNTS_PAYA BLE	2/11/2025	S.E.R.S.	900209	RECONCILED	2/28/2025		1,478.44
59528	1000896	ACCOUNTS_PAYA BLE	2/11/2025	STRS	900208	RECONCILED	2/28/2025		6,945.98
59530	1000897	ACCOUNTS_PAYA BLE	2/12/2025	MEDICAL MUTUAL	900033	RECONCILED	2/28/2025		290.99
59529	1000898	ACCOUNTS_PAYA BLE	2/12/2025	MEDICAL MUTUAL	900033	RECONCILED	2/28/2025		10,939.69
59560	1000899	ACCOUNTS_PAYA BLE	2/13/2025	DRAGONFLY ATHLETICS LLC	693841	RECONCILED	2/28/2025		10,000.00
59569	1000900	ACCOUNTS_PAYA BLE	2/21/2025	MEDICAL MUTUAL	900033	RECONCILED	2/28/2025		41,002.25
59570	1000901	ACCOUNTS_PAYA BLE	2/21/2025	MEDICAL MUTUAL	900033	RECONCILED	2/28/2025		294.04
59571	1000902	ACCOUNTS_PAYA BLE	2/21/2025	RedTree Investment Group	900008	RECONCILED	2/28/2025		484.78
59591	1000903	ACCOUNTS_PAYA BLE	2/25/2025	PARK NATIONAL BANK	900131	RECONCILED	2/28/2025		5,464.43
59594	1000904	ACCOUNTS_PAYA BLE	2/25/2025	S.E.R.S.	900209	RECONCILED	2/28/2025		1,478.44
59593	1000905	ACCOUNTS_PAYA BLE	2/25/2025	S.E.R.S.	900209	RECONCILED	2/28/2025		27,528.00
59595	1000906	ACCOUNTS_PAYA BLE	2/25/2025	STRS	900208	RECONCILED	2/28/2025		6,945.98
59592	1000907	ACCOUNTS_PAYA	2/25/2025	STRS	900208	RECONCILED	2/28/2025		106,438.00

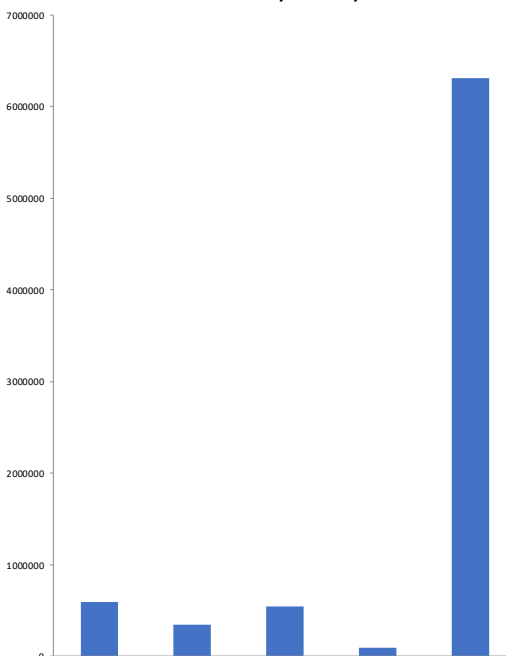
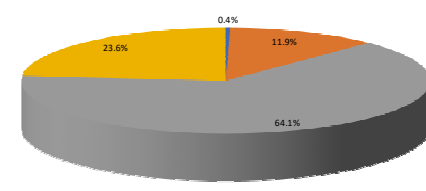
Bucyrus City School District

Disbursement Summary Report

Reference Number	Check Number	Type	Date	Name	Vendor #	Status	Reconcile Date	Void Date	Amount
		BLE							
59596	1000908	ACCOUNTS_PAYA	2/26/2025	MEDICAL	900033	RECONCILED	2/28/2025		\$ 873.58
		BLE		MUTUAL					
59597	1000909	ACCOUNTS_PAYA	2/26/2025	MEDICAL	900033	RECONCILED	2/28/2025		39,348.15
		BLE		MUTUAL					
59601	1000910	ACCOUNTS_PAYA	2/27/2025	BUCYRUS CITY	900007	RECONCILED	2/28/2025		56.00
		BLE		SCHOOLS					
59620	1000911	ACCOUNTS_PAYA	2/28/2025	RedTree	900008	RECONCILED	2/28/2025		40.05
		BLE		Investment Group					
Grand Total									\$ 1,763,597.42



**Monthly Investment Summary**  
**Bucyrus City Schools - General Funds**  
**US Bank Custodian Acct Ending x08733**  
 February 28, 2025

Monthly Cash Flow Activity		Market Value Summary				
<b>From 01-31-25 through 02-28-25</b>						
Beginning Book Value	7,760,918.90					
Contributions	0.00					
Withdrawals	0.00					
Prior Month Management Fees	-484.78					
Prior Month Custody Fees	-40.05					
Realized Gains/Losses	100.00					
Gross Interest Earnings	31,437.24					
Ending Book Value	7,791,931.31					
		<b>Security Type</b>	<b>Market Value</b>	<b>Pct. Assets</b>	<b>Avg Yield at Cost</b>	<b>Wght Avg Mat</b>
		<b>Money Market Fund</b>				
		MONEY MARKET FUNDS	27,821.42	0.4	4.24	0.00
		<b>Fixed Income</b>				
		U.S. GOVERNMENT AGENCY NOTES	937,128.70	11.8	3.51	2.79
		U.S. TREASURY NOTES	5,030,981.57	63.6	4.40	3.09
		Accrued Interest	52,159.18	0.7		
		<b>Certificate of Deposit</b>				
		CERTIFICATES OF DEPOSIT	1,851,313.49	23.4	4.55	1.70
		Accrued Interest	9,578.82	0.1		
		<b>TOTAL PORTFOLIO</b>	<b>7,908,983.19</b>	<b>100.0</b>	<b>4.33</b>	<b>2.71</b>
Maturity Distribution		Security Type Allocation				
<b>Distribution by Maturity</b> 						
		<div> <div>■ MONEY MARKET FUNDS</div> <div>■ U.S. GOVERNMENT AGENCY NOTES</div> <div>■ U.S. TREASURY NOTES</div> <div>■ CERTIFICATES OF DEPOSIT</div> </div>				

**Disclosures:**

RedTree's internal accounting system is used as the source of the market value of this account. Although obtained from a source believed to be reliable, we cannot guarantee its accuracy. You should review all account statements provided by the custodian and compare with the statements provided by RedTree.

Questions? Call 888.596.2293 or email [info@redtreeinv.com](mailto:info@redtreeinv.com)

**Portfolio Holdings Report**  
**Bucyrus City Schools - General Funds**  
**US Bank Custodian Acct Ending x08733**  
February 28, 2025

Quantity	Cusip	Security Description	Moody's	S&P	Cost Basis	Market Value	Yield at Cost	Wtd Maturity	Purchase Date
<b>U.S. GOVERNMENT AGENCY NOTES</b>									
100,000	3133ENGA2	Federal Farm Credit Bank 1.300% Due 12-01-25	Aaa	AA+	100,000.00	97,853.62	1.30	0.74	12-31-21
150,000	3130ALCV4	Federal Home Ln Bank 0.750% Due 02-24-26	Aaa	AA+	150,000.00	145,096.84	0.75	0.97	02-24-21
100,000	3130APPZ2	Federal Home Ln Bank 1.500% Due 11-23-26	Aaa	AA+	100,000.00	95,631.68	1.50	1.68	11-23-21
125,000	3133EPLYM1	Federal Farm Credit Bank 4.750% Due 10-13-27	Aaa	AA+	124,515.00	127,247.79	4.86	2.41	10-16-23
100,000	3133ERAK7	Federal Farm Credit Bank 4.375% Due 04-10-29	Aaa	AA+	98,692.00	101,080.84	4.67	3.68	04-25-24
100,000	3134HAXU2	Federal Home Ln Mtg 5.000% Due 11-08-29	Aaa	AA+	100,000.00	99,790.92	5.00	4.08	11-08-24
150,000	3130B4CT6	Federal Home Ln Bank 4.750% Due 12-24-29	Aaa	AA+	150,000.00	150,312.43	4.75	4.23	12-24-24
120,000	3136GAAN9	Federal Natl Mtg Assoc 5.050% Due 02-13-30	Aaa	AA+	119,964.00	120,114.58	5.06	4.33	02-13-25
Accrued Interest						7,943.28			
					943,171.00	945,071.98	3.51	2.79	
<b>U.S. TREASURY NOTES</b>									
170,000	91282ZT0	US Treasury Note 0.250% Due 05-31-25	Aaa	AA+	165,922.66	168,344.27	4.47	0.25	10-31-24
300,000	91282CKE0	US Treasury Note 4.250% Due 03-15-27	Aaa	AA+	299,683.59	301,417.97	4.30	1.90	01-16-25
300,000	91282CFM8	US Treasury Note 4.125% Due 09-30-27	Aaa	AA+	298,476.56	301,042.97	4.32	2.39	01-16-25
275,000	91282CFU0	US Treasury Note 4.125% Due 10-31-27	Aaa	AA+	273,592.77	275,923.83	4.32	2.47	01-16-25
300,000	91282CLX7	US Treasury Note 4.125% Due 11-15-27	Aaa	AA+	298,218.75	300,984.37	4.35	2.51	01-16-25
300,000	91282CMB4	US Treasury Note 4.000% Due 12-15-27	Aaa	AA+	297,222.66	300,117.19	4.34	2.60	01-16-25
300,000	91282CMF5	US Treasury Note 4.250% Due 01-15-28	Aaa	AA+	299,144.53	302,085.94	4.35	2.67	01-16-25
300,000	91282CGP0	US Treasury Note 4.000% Due 02-29-28	Aaa	AA+	296,824.22	300,035.16	4.37	2.80	01-16-25
300,000	91282CHQ7	US Treasury Note 4.125% Due 07-31-28	Aaa	AA+	297,316.41	301,195.31	4.40	3.15	01-16-25
150,000	91282CHX2	US Treasury Note 4.375% Due 08-31-28	Aaa	AA+	149,156.25	151,757.81	4.54	3.22	01-14-25
115,000	91282CHX2	US Treasury Note 4.375% Due 08-31-28	Aaa	AA+	114,847.27	116,347.66	4.41	3.22	01-16-25
300,000	91282CJN2	US Treasury Note 4.375% Due 11-30-28	Aaa	AA+	299,378.91	303,667.97	4.43	3.40	01-16-25
300,000	91282CKD2	US Treasury Note 4.250% Due 02-28-29	Aaa	AA+	297,808.59	302,460.94	4.44	3.65	01-16-25
135,000	91282CKG5	US Treasury Note 4.125% Due 03-31-29	Aaa	AA+	134,282.81	135,485.16	4.25	3.67	06-25-24
135,000	91282CKP5	US Treasury Note 4.625% Due 04-30-29	Aaa	AA+	134,812.25	138,058.59	4.66	3.71	04-30-24
300,000	91282CKT7	US Treasury Note 4.500% Due 05-31-29	Aaa	AA+	299,015.63	305,484.37	4.58	3.80	01-15-25
300,000	91282CKX8	US Treasury Note 4.250% Due 06-30-29	Aaa	AA+	297,562.50	302,566.41	4.45	3.90	01-16-25
100,000	91282CLC3	US Treasury Note 4.000% Due 07-31-29	Aaa	AA+	98,179.69	99,890.62	4.44	4.00	01-08-25

**Disclosures:**

RedTree's internal accounting system is used as the source of the market value of this account. Although obtained from a source believed to be reliable, we cannot guarantee its accuracy. You should review all account statements provided by the custodian and compare with the statements provided by RedTree.

Questions? Call 888.596.2293 or email [info@redtreeinv.com](mailto:info@redtreeinv.com)

**Portfolio Holdings Report**  
**Bucyrus City Schools - General Funds**  
**US Bank Custodian Acct Ending x08733**  
 February 28, 2025

Quantity	Cusip	Security Description	Moody's	S&P	Cost Basis	Market Value	Yield at Cost	Wtd Maturity	Purchase Date
300,000	91282CLR0	US Treasury Note 4.125% Due 10-31-29	Aaa	AA+	295,640.63	301,136.72	4.46	4.15	01-16-25
165,000	91282CMA6	US Treasury Note 4.125% Due 11-30-29	Aaa	AA+	164,890.43	165,689.65	4.14	4.24	12-02-24
155,000	91282CMD0	US Treasury Note 4.375% Due 12-31-29	Aaa	AA+	154,588.28	157,288.67	4.43	4.30	12-31-24
Accrued Interest						44,215.90			
					4,966,565.39	5,075,197.48	4.40	3.09	
<b>CERTIFICATES OF DEPOSIT</b>									
95,000	72345SLG4	Pinnacle Bank, TN 5.300% Due 03-24-25			94,928.75	95,062.13	5.40	0.06	03-22-23
244,000	05600XQA1	BMO Harris Bank, IL 4.800% Due 05-09-25			243,756.00	244,162.81	4.85	0.19	05-09-23
249,000	542249BR7	Lone Star Capital Bank, TX 4.750% Due 05-12-25			248,875.50	249,265.09	4.82	0.19	05-10-23
175,000	66476QDZ8	Northern Bank & Trust, MA 5.000% Due 07-21-25			174,825.00	175,434.29	5.05	0.38	07-19-23
145,000	88172TCC5	Texana Bank NA, TX 5.050% Due 09-22-25			144,855.00	145,638.10	5.16	0.54	09-20-23
149,000	619165KA0	Morton Community Bank, IL 4.400% Due 02-13-26			148,888.25	149,214.52	4.48	0.91	02-13-24
245,000	919853NR8	Valley National Bank, NJ 3.900% Due 08-27-27			244,632.50	242,875.21	3.95	2.35	08-27-24
100,000	07371DR58	Beal Bank, NV 4.650% Due 05-30-29			99,750.00	101,453.27	4.71	3.79	06-06-24
156,000	89235MPX3	Toyota Financial Savings Bank, NV 4.150% Due 08-08-29			155,610.00	155,227.80	4.21	4.01	08-08-24
169,000	29367RNG7	Enterprise Bank, PA 3.800% Due 08-28-29			168,577.50	165,753.31	3.89	4.05	08-28-24
130,000	02589AFC1	American Express Nat'l Bank, UT 3.750% Due 09-11-29			129,675.00	127,226.94	3.81	4.04	09-11-24
Accrued Interest						9,578.82			
					1,854,373.50	1,860,892.31	4.55	1.70	
<b>MONEY MARKET FUND</b>									
	USBMMF	First American Treasury Obligations Fund			27,821.42	27,821.42	4.24		
<b>TOTAL PORTFOLIO</b>					<b>7,791,931.31</b>	<b>7,908,983.19</b>	<b>4.33</b>	<b>2.71</b>	

**Disclosures:**

RedTree's internal accounting system is used as the source of the market value of this account. Although obtained from a source believed to be reliable, we cannot guarantee its accuracy. You should review all account statements provided by the custodian and compare with the statements provided by RedTree.

Questions? Call 888.596.2293 or email [info@redtreeinv.com](mailto:info@redtreeinv.com)