

Financial Report
For the Period Ending
February 28, 2023

Prepared and submitted by Ryan W. Cook
Treasurer of Bucyrus City Schools

Regular Board of Education Meeting March 16, 2023

**BUCYRUS CITY SCHOOL DISTRICT
RECONCILIATION OF BANK BALANCES**

2/28/2023

CASH JOURNAL BALANCE

\$16,652,191.77

Outstanding Obligations:

BANK/ACCOUNT	AMOUNT
United Bank/Operating Checks Outstanding	\$46,698.23
United Bank/Payroll Checks Outstanding	\$40,590.61
NSF Checks Uncollected	\$0.00
Book Adjustment	\$0.00

Sub total \$87,288.84

Total Cash Journal balance and outstanding obligations \$16,739,480.61

BANK/ACCOUNT	AMOUNT
United Bank/Operating	\$255,272.00
United Bank/Payroll	\$0.00
School District Income Tax ACH	(\$1,638.87)
Pay for It, System credit 2/28/23 bank credit 3/1/23	\$265.00
Pay for It, System credit 2/28/23 bank credit 3/1/23	\$56.75
STRS PR 2/28/23 Bank debit 3/1/23	(\$40,203.08)

Sub total \$213,751.80

Outstanding Investments	United Bank/Operating ICS	\$12,687,494.53
	United Bank/Payroll ICS	\$271,361.35
	Red Tree/US Bank	\$3,566,872.93

Total Outstanding Investments \$16,525,728.81

Total Reconciliation

\$16,739,480.61



Treasurer

difference

\$0.00

Bucyrus City School District

Cash Summary Report

Full Account Code	Description	Initial Cash	MTD Received	FYTD Received	MTD Expended	FYTD Expended	Fund Balance	Encumbrance	Unencumbered Balance
001-0000	GENERAL FUND	\$ 13,319,797.09	\$ 923,544.55	\$ 9,183,480.42	\$ 1,599,352.97	\$ 10,760,182.30	\$ 11,743,095.21	\$ 2,243,144.31	\$ 9,499,950.90
002-0000	BOND RETIREMENT FUND	100.00	0.00	0.00	0.00	0.00	100.00	0.00	100.00
002-9007	BOND RETIREMENT - OSFC BUILDING PROJECT FY07	588,903.08	0.00	397,706.33	0.00	853,282.47	133,326.94	93,595.50	39,731.44
003-0000	PERMANENT IMPROVEMENT FUND	112,219.24	0.00	26,842.00	0.00	652.12	138,409.12	51,794.00	86,615.12
006-0000	SCHOOL FOOD SERVICE FUND	409,879.20	87,665.06	519,364.90	74,389.70	582,254.86	346,989.24	162,594.46	184,394.78
007-9903	BCSD STAFF SCHOLARSHIP FUND	454.56	279.40	2,277.00	0.00	0.00	2,731.56	0.00	2,731.56
007-9909	ACADEMIC BOOSTERS SCHOLARSHIP	15,678.70	0.00	0.00	0.00	2,500.00	13,178.70	0.00	13,178.70
018-9011	ELEMENTARY BUILDING FUND	31,278.79	41.00	1,898.32	119.73	2,117.67	31,059.44	740.17	30,319.27
018-9107	BUCYRUS COMMUNITY AUDITORIUM FUND	11,908.52	450.00	600.00	1,755.00	4,773.52	7,735.00	4,681.52	3,053.48
018-9217	SECONDARY BUILDING FUND	18,519.55	545.90	3,471.33	311.27	2,351.85	19,639.03	2,147.89	17,491.14
018-9717	ACADEMIC BOOSTERS	5,279.68	100.00	1,175.00	0.00	0.00	6,454.68	4,460.00	1,994.68
018-9817	HS RENAISSANCE	193.38	0.00	0.00	0.00	0.00	193.38	0.00	193.38
019-9120	TEACH ARTS OHIO - BSS	755.02	0.00	0.00	0.00	749.50	5.52	0.00	5.52
020-0000	EARLY CHILDHOOD DEVELOPMENT FUND	41,506.35	2,439.50	14,902.00	2,516.76	15,678.93	40,729.42	16,321.73	24,407.69
024-0000	SELF INSURANCE FUND	3,915,001.84	255,583.32	2,029,525.86	260,766.02	2,098,946.69	3,845,581.01	496,206.13	3,349,374.88
034-0000	1/2 MIL MAINTENANCE FUND (OSFC PROJECT)	213,085.27	0.00	26,841.95	1,110.00	15,302.60	224,624.62	8,733.67	215,890.95
200-9105	MIDDLE SCHOOL STUDENT COUNCIL	4,094.87	386.86	426.86	0.00	0.00	4,521.73	0.00	4,521.73
200-9201	HIGH SCHOOL YEARBOOKS	2,942.47	0.00	216.50	0.00	2,070.07	1,088.90	872.40	216.50
200-9204	HIGH SCHOOL ART CLUB	357.70	0.00	0.00	0.00	0.00	357.70	0.00	357.70
200-9206	HIGH SCHOOL SCIENCE CLUB	1,589.61	0.00	0.00	0.00	0.00	1,589.61	0.00	1,589.61
200-9207	HIGH SCHOOL GIRL BOOSTERS CLUB	5,484.02	0.00	2,787.00	0.00	2,161.84	6,109.18	466.84	5,642.34
200-9212	HIGH SCHOOL STUDENT COUNCIL	4,416.91	420.00	1,525.55	424.73	1,172.09	4,770.37	2,421.06	2,349.31
200-9218	BHS QUIZ TEAM	319.85	0.00	0.00	125.00	125.00	194.85	0.00	194.85
200-9320	CLASS OF 2020	1,938.22	0.00	0.00	0.00	0.00	1,938.22	0.00	1,938.22
200-9321	CLASS OF 2021	2,683.27	0.00	0.00	0.00	0.00	2,683.27	0.00	2,683.27
200-9322	CLASS OF 2022	846.82	0.00	0.00	0.00	0.00	846.82	0.00	846.82
200-9323	CLASS OF 2023	3,186.33	0.00	0.00	0.00	100.00	3,086.33	0.00	3,086.33
200-9324	CLASS OF 2024	0.00	0.00	2,291.00	0.00	0.00	2,291.00	575.00	1,716.00
300-9102	M.S. BAND	1,437.71	0.00	208.35	0.00	0.00	1,646.06	132.05	1,514.01
300-9209	H.S. WORK STUDY	296.97	0.00	0.00	0.00	0.00	296.97	0.00	296.97
300-9210	H.S. BAND	7.10	0.00	0.00	0.00	0.00	7.10	0.00	7.10
300-9211	H.S. CHOIR	10,758.26	0.00	500.00	40.49	457.88	10,800.38	959.51	9,840.87
300-9213	H.S. SPEECH & DRAMA CLUB	10,290.79	0.00	0.00	0.00	400.00	9,890.79	2,800.00	7,090.79
300-9223	H.S. BUCYRUS PLAYERS	4,642.95	0.00	5.00	0.00	133.24	4,514.71	466.76	4,047.95

Bucyrus City School District

Cash Summary Report

Full Account Code	Description	Initial Cash	MTD Received	FYTD Received	MTD Expended	FYTD Expended	Fund Balance	Encumbrance	Unencumbered Balance
300-9224	ATHLETIC FUND	\$ 24,807.91	\$ 11,490.00	\$ 108,585.15	\$ 7,421.01	\$ 63,925.82	\$ 69,467.24	\$ 20,232.32	\$ 49,234.92
401-9123	AUXILLARY - HIGH ROAD FY23	0.00	33,324.00	44,482.56	0.00	0.00	44,482.56	0.00	44,482.56
439-9122	EARLY CHILDHOOD - PRESCHOOL FY22	(6,333.34)	0.00	31,666.54	0.00	25,333.20	0.00	0.00	0.00
439-9123	EARLY CHILDHOOD - PRESCHOOL FY23	0.00	29,232.36	79,419.64	14,615.46	87,698.77	(8,279.13)	0.00	(8,279.13)
439-9223	EARLY CHILDHOOD - INNOVATION GRANT FY23	0.00	0.00	0.00	0.00	0.00	0.00	14,574.00	(14,574.00)
451-9118	DATA CONNECTIVITY	2,152.51	0.00	0.00	0.00	0.00	2,152.51	0.00	2,152.51
507-9122	ESSER II FY22	0.00	0.00	0.00	0.00	0.00	0.00	0.00	0.00
507-9123	ESSER III FY22	(34,672.00)	0.00	662,500.79	0.00	627,828.79	0.00	0.00	0.00
507-9124	ESSER III FY23	0.00	127,434.46	127,434.46	0.00	127,434.46	0.00	12,642.44	(12,642.44)
509-9923	BES 21ST CENTURY FY22	(16,414.22)	0.00	29,753.38	0.00	13,339.16	0.00	0.00	0.00
509-9924	BSS 21ST CENTURY FY22	(13,292.75)	0.00	16,767.01	0.00	3,474.26	0.00	0.00	0.00
509-9925	BES 21ST CENTURY FY23	0.00	18,152.23	44,006.26	8,810.27	48,489.18	(4,482.92)	40,365.58	(44,848.50)
509-9926	BSS 21ST CENTURY FY23	0.00	15,271.24	32,927.84	3,510.57	34,324.33	(1,396.49)	36,292.69	(37,689.18)
516-9122	IDEA-B FY22	(11,067.89)	0.00	55,345.29	0.00	44,277.40	0.00	0.00	0.00
516-9123	IDEA-B FY23	0.00	52,637.37	137,959.12	25,468.33	154,383.45	(16,424.33)	0.00	(16,424.33)
572-9122	TITLE I FY22	(18,905.00)	0.00	95,185.94	0.00	76,280.94	0.00	0.00	0.00
572-9123	TITLE I FY23	0.00	100,320.09	264,856.76	49,250.35	297,317.40	(32,460.64)	0.00	(32,460.64)
572-9822	EXPANDING OPPORTUNITIES FY22	0.00	0.00	0.00	0.00	0.00	0.00	0.00	0.00
572-9823	EXPANDING OPPORTUNITIES FY23	0.00	14,524.59	17,965.03	2,568.00	20,533.03	(2,568.00)	0.00	(2,568.00)
572-9922	SQIG-BSS FY22	0.00	0.00	0.00	0.00	0.00	0.00	0.00	0.00
572-9923	SQIG-BSS FY23	0.00	0.00	0.00	0.00	0.00	0.00	0.00	0.00
584-9122	TITLE IV-A FY22	0.00	0.00	0.00	0.00	0.00	0.00	0.00	0.00
584-9123	TITLE IV-A FY23	0.00	0.00	0.00	0.00	0.00	0.00	0.00	0.00
587-9122	ECSE FY22	(665.00)	0.00	3,037.13	0.00	2,372.13	0.00	0.00	0.00
587-9123	ECSE FY23	0.00	0.00	0.00	1,191.84	7,151.03	(7,151.03)	0.00	(7,151.03)
590-9122	TITLE IIA FY22	(2,209.04)	0.00	11,345.24	0.00	9,136.20	0.00	0.00	0.00
590-9123	TITLE IIA FY23	0.00	0.00	0.00	0.00	0.00	0.00	0.00	0.00
599-9122	TITLE VIB RURAL FY22	(1,594.83)	0.00	5,413.15	0.00	3,818.32	0.00	0.00	0.00
599-9123	TITLE VIB RURAL FY23	0.00	5,769.72	15,674.30	2,884.86	17,309.16	(1,634.86)	0.00	(1,634.86)
599-9925	TITLE IV-A FY20	0.00	0.00	0.00	0.00	0.00	0.00	0.00	0.00
599-9926	TITLE IV-A FY21	0.00	0.00	0.00	0.00	0.00	0.00	0.00	0.00
Grand Total		\$ \$ 18,661,660.47	\$ \$ 1,679,611.65	\$ \$ 14,000,370.96	\$ \$ 2,056,632.36	\$ 16,009,839.66	\$ \$ 16,652,191.77	\$ \$ 3,217,220.03	\$ 13,434,971.74

4

<i>Salaries</i>	PFY Expense Salaries	FY23 Salaries	FY23 \$ Change Salaries	FY23 % Change Salaries	FY23 \$ Running Change Salaries
July	\$ 564,164.72	\$ 635,229.97	\$71,065.25	12.5965%	\$ 71,065.25
August	\$ 581,531.74	\$ 628,467.98	\$46,936.24	8.0711%	\$ 118,001.49
September	\$ 542,333.92	\$ 617,560.98	\$75,227.06	13.8710%	\$ 193,228.55
October	\$ 590,325.49	\$ 621,774.83	\$31,449.34	5.3275%	\$ 224,677.89
November	\$ 760,139.00	\$ 805,565.64	\$45,426.64	5.9761%	\$ 270,104.53
December	\$ 654,396.67	\$ 626,412.98	\$-27,983.69	-4.2763%	\$ 242,120.84
January	\$ (931,032.10)	\$ 650,779.65	\$1,581,811.75	-169.8987%	\$ 1,823,932.59
February	\$ 595,609.78	\$ 626,835.92	\$31,226.14	5.2427%	\$ 1,855,158.73
March	\$ 663,399.65	-	\$-663,399.65	-100.0000%	\$ 1,191,759.08
April	\$ 360,945.79	-	\$-360,945.79	-100.0000%	\$ 830,813.29
May	\$ 606,939.36	-	\$-606,939.36	-100.0000%	\$ 223,873.93
June	\$ 679,798.78	-	\$-679,798.78	-100.0000%	\$ (455,924.85)
Fiscal Year Total	\$ 5,668,552.80	\$ 5,212,627.95	\$-455,924.85	-8.0431%	

<i>Supplies</i>	PFY Expense Supplies	FY23 Supplies	FY23 \$ Change Supplies	FY23 % Change Supplies	FY23 \$ Running Change Supplies
July	\$ 47,676.29	\$ 28,977.82	\$-18,698.47	-39.2196%	\$-18,698.47
August	\$ 15,587.30	\$ 42,964.53	\$27,377.23	175.6381%	\$8,678.76
September	\$ 91,450.73	\$ 32,212.32	\$-59,238.41	-64.7763%	\$-50,559.65
October	\$ 22,835.31	\$ 20,359.52	\$-2,475.79	-10.8419%	\$-53,035.44
November	\$ 26,666.75	\$ 44,283.29	\$17,616.54	66.0618%	\$-35,418.90
December	\$ 26,106.97	\$ 54,093.43	\$27,986.46	107.1992%	\$7,432.44
January	\$ 20,096.01	\$ 58,448.29	\$38,352.28	190.8452%	\$45,919.84
February	\$ 51,021.10	\$ 42,480.96	\$-8,540.14	-16.7384%	\$37,379.70
March	\$ 34,263.84	-	\$-34,263.84	-100.0000%	\$1,884.14
April	\$ 43,698.61	-	\$-43,698.61	-100.0000%	\$-55,582.75
May	\$ 24,430.71	-	\$-24,430.71	-100.0000%	\$80,013.46
June	\$ 20,045.60	-	\$-20,045.60	-100.0000%	\$100,059.06
Fiscal Year Total	\$ 423,879.22	\$ 323,820.16	\$-100,059.06	-23.6056%	

<i>Benefits</i>	PFY Expense Benefits	FY23 Benefits	FY23 \$ Change Benefits	FY23 % Change Benefits	FY23 \$ Running Change Benefits
July	\$ 305,486.39	\$ 329,015.77	\$23,529.38	7.7023%	\$ 23,529.38
August	\$ 301,739.65	\$ 322,130.52	\$20,390.87	6.7578%	\$ 43,920.25
September	\$ 350,787.17	\$ 365,326.19	\$14,539.02	4.1447%	\$ 58,459.27
October	\$ 286,456.65	\$ 310,681.22	\$24,224.57	8.4566%	\$ 82,683.84
November	\$ 285,877.58	\$ 309,954.06	\$24,076.48	8.4220%	\$ 106,760.32
December	\$ 327,442.04	\$ 321,364.28	\$-6,077.76	-1.8561%	\$ 100,682.56
January	\$ 61,296.62	\$ 312,241.77	\$250,945.15	409.3948%	\$ 351,627.71
February	\$ 301,246.63	\$ 335,883.39	\$34,636.76	11.4978%	\$ 386,264.47
March	\$ 300,134.33	-	\$-300,134.33	-100.0000%	\$ 86,130.14
April	\$ 227,776.25	-	\$-227,776.25	-100.0000%	\$ (141,646.11)
May	\$ 337,907.94	-	\$-337,907.94	-100.0000%	\$ (479,554.05)
June	\$ 332,643.53	-	\$-332,643.53	-100.0000%	\$ (812,197.58)
Fiscal Year Total	\$ 3,418,794.78	\$ 2,606,597.20	\$-812,197.58	-23.7568%	

<i>Equipment</i>	PFY Expense Equip	FY23 Equip	FY23 \$ Change Equip	FY23 % Change Equip	FY23 \$ Running Change Equip
July	\$ 21,174.00	\$ 1,457.00	\$-19,717.00	-93.1189%	\$-19,717.00
August	\$ 174,682.43	-	\$-174,682.43	-100.0000%	\$-194,399.43
September	\$ 13,684.42	-	\$-13,684.42	-100.0000%	\$-208,083.85
October	\$ 45,521.94	-	\$-45,521.94	-100.0000%	\$-253,605.79
November	\$ 15,966.20	-	\$-15,966.20	-100.0000%	\$-269,571.99
December	\$ 8,997.00	\$ 12,445.00	\$3,448.00	38.3239%	\$-266,123.99
January	\$ 2,394.81	-	\$-2,394.81	-100.0000%	\$-268,518.80
February	-	\$ 211,211.00	\$211,211.00	#DIV/0!	\$-57,307.80
March	\$ 4,887.51	-	\$-4,887.51	-100.0000%	\$-62,195.31
April	\$ 4,530.00	-	\$-4,530.00	-100.0000%	\$-66,725.31
May	\$ 23,748.38	-	\$-23,748.38	-100.0000%	\$-90,473.69
June	\$ 295,364.00	-	\$-295,364.00	-100.0000%	\$365,837.69
Fiscal Year Total	\$ 610,950.69	\$ 225,113.00	\$-385,837.69	-63.1537%	

<i>Purchased Services</i>	PFY Expense PS	FY23 PS	FY23 \$ Change PS	FY23 % Change PS	FY23 \$ Running Change PS
July	\$ 297,859.26	\$ 84,125.72	\$-213,733.54	-71.7566%	\$-213,733.54
August	\$ 297,393.31	\$ 176,557.40	\$-120,835.91	-40.6317%	\$-334,569.45
September	\$ 292,851.99	\$ 157,634.86	\$-135,217.13	-46.1725%	\$-469,786.58
October	\$ 520,783.92	\$ 269,255.83	\$-251,528.09	-48.2980%	\$-721,314.67
November	\$ 358,828.61	\$ 309,801.31	\$-49,027.30	-13.6632%	\$-770,341.97
December	\$ 381,136.85	\$ 340,659.43	\$-40,477.42	-10.6202%	\$-810,819.39
January	\$ 203,309.13	\$ 197,109.36	\$-6,199.77	-3.0494%	\$-817,019.16
February	\$ 127,466.22	\$ 285,787.31	\$158,321.09	124.2063%	\$-658,698.07
March	\$ 242,810.46	-	\$-242,810.46	-100.0000%	\$-901,508.53
April	\$ 338,732.58	-	\$-338,732.58	-100.0000%	\$-1,240,241.11
May	\$ 472,489.36	-	\$-472,489.36	-100.0000%	\$-1,712,730.47
June	\$ 539,076.10	-	\$-539,076.10	-100.0000%	\$-2,251,806.57
Fiscal Year Total	\$ 4,072,737.79	\$ 1,820,931.22	\$-2,251,806.57	-55.2898%	

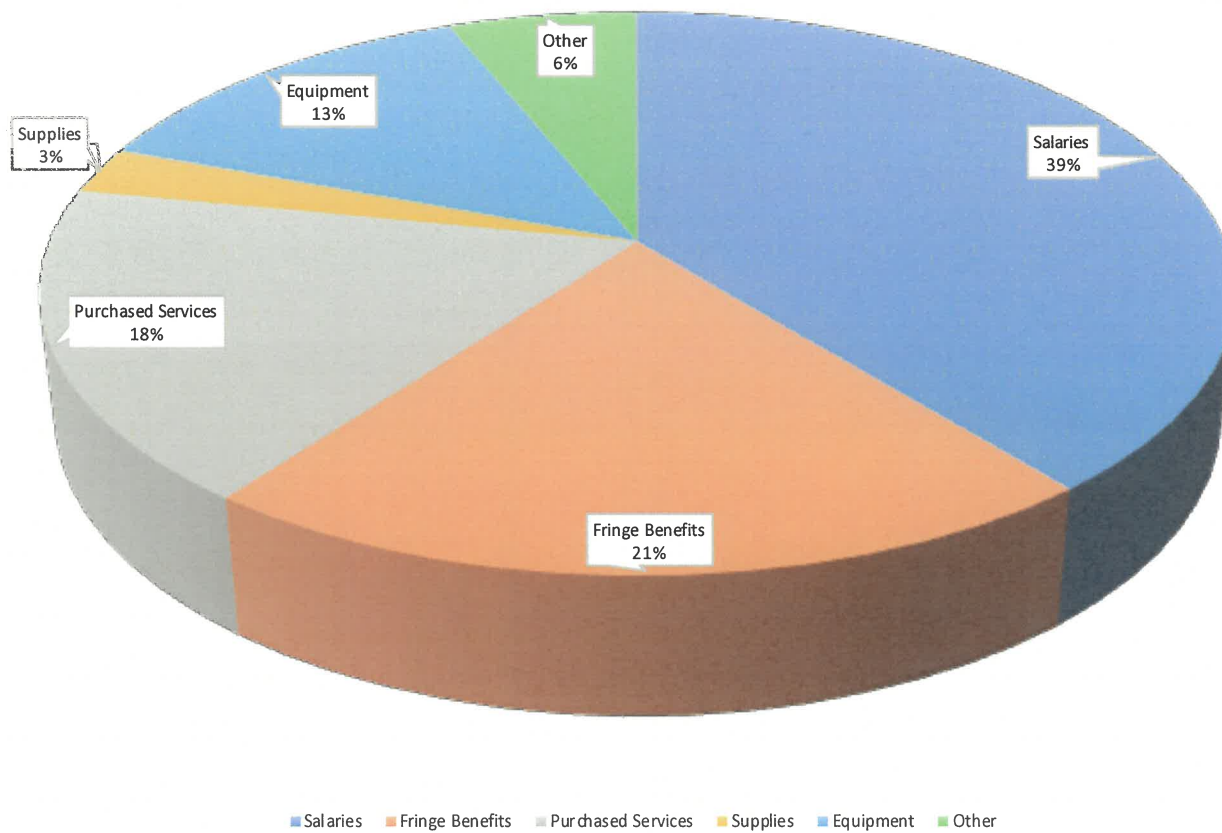
<i>Other</i>	PFY Expense Other	FY23 Other	FY23 \$ Change Other	FY23 % Change Other	FY23 \$ Running Change Other
July	\$ 66,498.24	\$ 70,263.53	\$3,765.29	5.6622%	\$3,765.29
August	\$ 122,511.11	\$ 4,403.05	\$-118,108.06	-96.4060%	\$-114,342.77
September	\$ 64,092.49	\$ 44,361.30	\$-19,731.19	-30.7855%	\$-134,073.96
October	\$ 99,526.18	\$ 88,079.23	\$-11,446.95	-11.5014%	\$-145,520.91
November	\$ 66,942.16	\$ 87,569.43	\$20,627.27	30.8136%	\$-124,893.64
December	\$ 67,470.00	\$ 90,421.89	\$22,951.89	34.0179%	\$-101,941.75
January	\$ 85,681.74	\$ 88,839.95	\$3,158.21	3.6860%	\$-98,783.54
February	\$ 67,080.08	\$ 97,154.39	\$30,074.31	44.8334%	\$-68,709.23
March	\$ 137,214.18	-	\$-137,214.18	-100.0000%	\$-205,923.41
April	\$ 70,434.87	-	\$-70,434.87	-100.0000%	\$-276,358.28
May	\$ 66,042.47	-	\$-66,042.47	-100.0000%	\$-342,400.75
June	\$ 64,256.81	-	\$-64,256.81	-100.0000%	\$-406,657.56
Fiscal Year Total	\$ 977,750.33	\$ 571,092.77	\$-406,657.56	-41.5911%	

Total FYTD Expenses \$ 10,760,182.30

Salary and Benefit % 72.67%

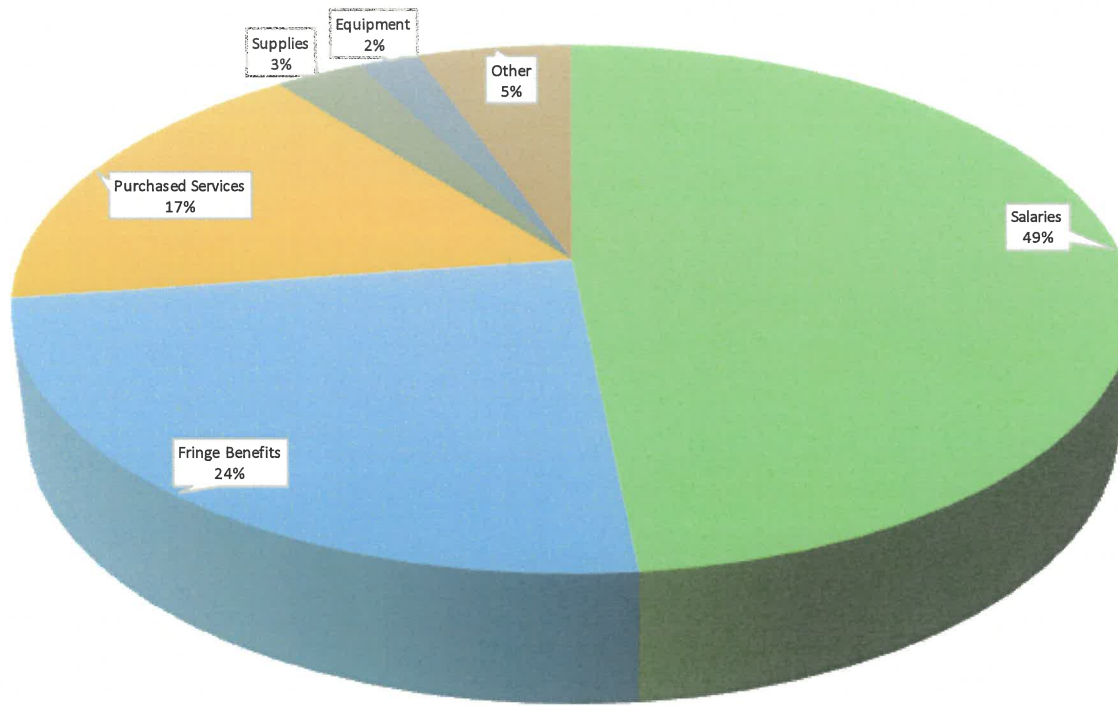
Salaries	Fringe Benefits	Purchased Services	Supplies	Equipment	Other
\$626,835.92	\$335,883.39	\$285,787.31	\$42,480.96	\$211,211.00	\$97,154.39

Bucyrus City Schools General Fund Monthly Expenditures



Salaries	Fringe Benefits	Purchased Services	Supplies	Equipment	Other
\$5,212,627.95	\$2,606,597.20	\$1,820,931.22	\$323,820.16	\$225,113.00	\$571,092.77

Bucyrus City Schools General Fund Fiscal Year Expenditures

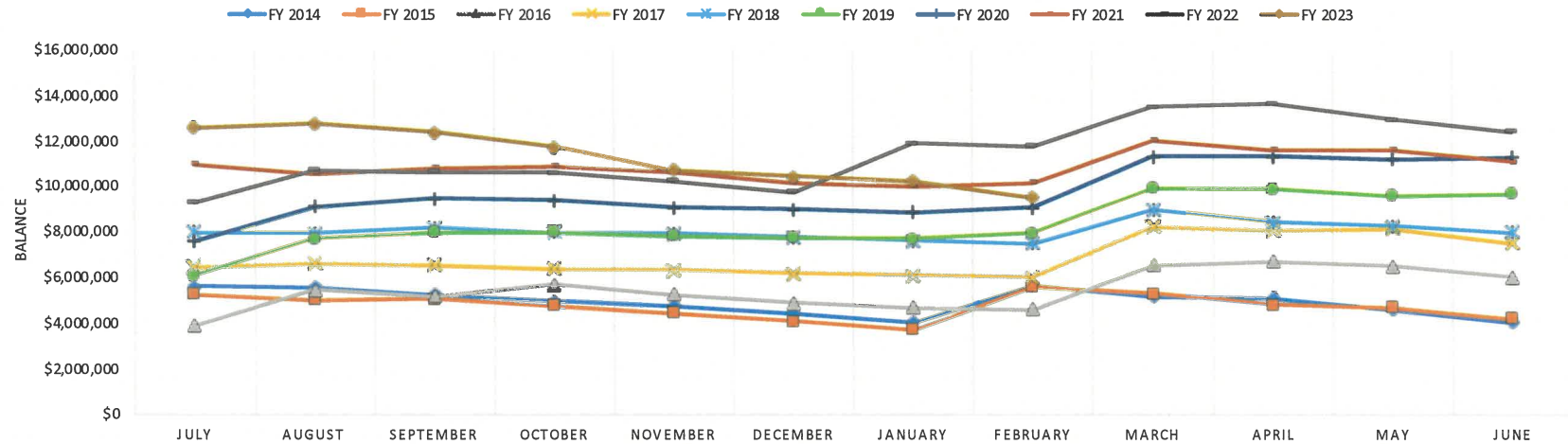


Salaries Fringe Benefits Purchased Services Supplies Equipment Other

**Bucyrus City School District
General Fund Unencumbered Fund Balance Report**

	July	August	September	October	November	December	January	February	March	April	May	June
FY 2014	\$5,582,669	\$5,561,571	\$5,220,441	\$4,970,138	\$4,734,388	\$4,427,284	\$4,028,002	\$5,636,298	\$5,175,043	\$5,089,430	\$4,574,274	\$4,035,106
FY 2015	\$5,238,545	\$4,994,382	\$5,052,142	\$4,747,258	\$4,428,258	\$4,073,629	\$3,687,247	\$5,567,091	\$5,276,873	\$4,813,193	\$4,675,857	\$4,198,685
FY 2016	\$3,880,188	\$5,430,168	\$5,174,325	\$5,662,758	\$5,254,985	\$4,869,748	\$4,681,953	\$4,576,350	\$6,509,728	\$6,683,783	\$6,481,854	\$6,012,914
FY 2017	\$6,464,874	\$6,607,901	\$6,532,445	\$6,382,933	\$6,340,763	\$6,160,939	\$6,079,664	\$6,013,479	\$8,207,639	\$8,063,939	\$8,131,302	\$7,482,677
FY 2018	\$7,971,726	\$7,926,408	\$8,197,270	\$8,000,330	\$7,927,114	\$7,765,191	\$7,603,310	\$7,481,254	\$8,985,337	\$8,434,197	\$8,260,419	\$7,989,644
FY 2019	\$6,104,446	\$7,693,121	\$8,001,786	\$7,996,420	\$7,834,169	\$7,749,331	\$7,704,735	\$7,941,581	\$9,913,249	\$9,861,153	\$9,606,820	\$9,657,373
FY 2020	\$7,584,529	\$9,121,445	\$9,483,677	\$9,403,485	\$9,079,494	\$8,989,372	\$8,854,731	\$9,053,961	\$11,340,883	\$11,312,243	\$11,191,719	\$11,296,382
FY 2021	\$10,987,804	\$10,576,398	\$10,826,930	\$10,883,426	\$10,649,792	\$10,178,140	\$9,992,957	\$10,151,152	\$12,013,349	\$11,608,975	\$11,605,694	\$11,086,664
FY 2022	\$9,279,242	\$10,741,906	\$10,652,457	\$10,605,857	\$10,259,819	\$9,751,104	\$11,902,436	\$11,756,176	\$13,499,267	\$13,660,042	\$12,953,901	\$12,415,743
FY 2023	\$12,598,937	\$12,760,971	\$12,369,834	\$11,748,799	\$10,722,245	\$10,463,538	\$10,229,142	\$9,499,951				

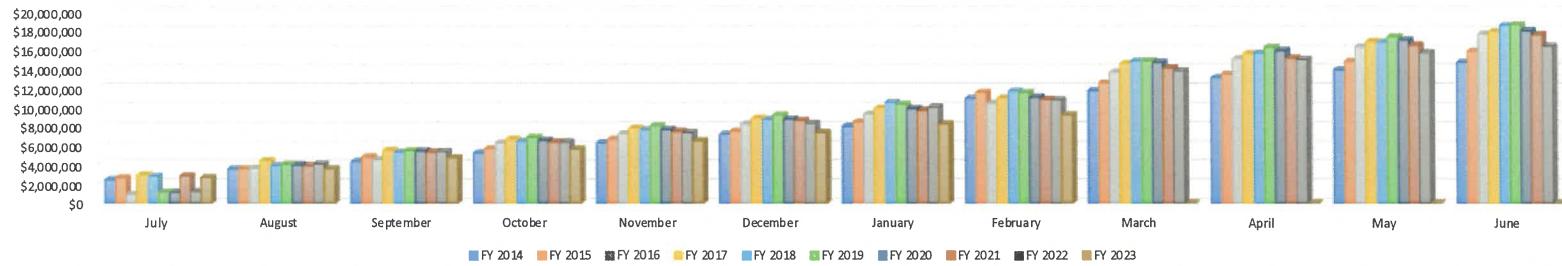
GENERAL FUND UNENCUMBERED BALANCE



**Bucynus City School District
General Fund Revenue Report**

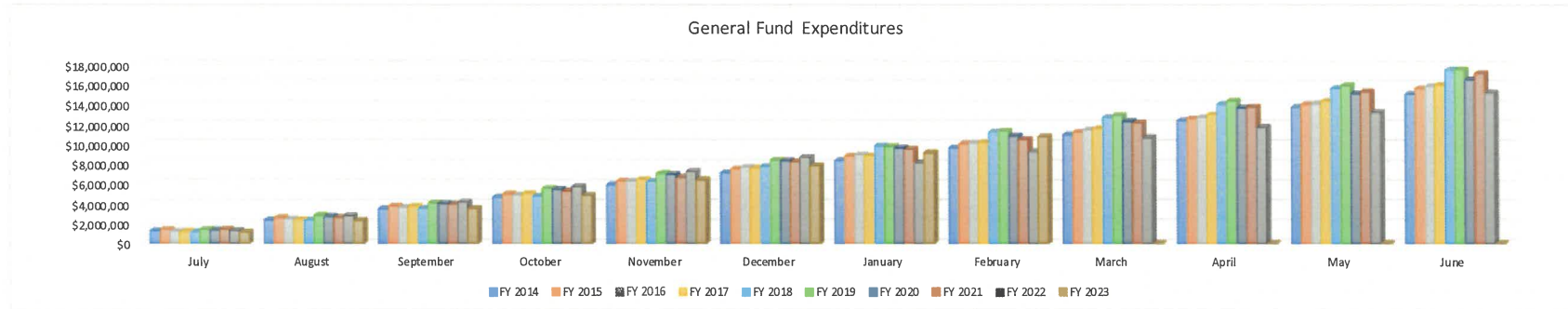
	July	August	September	October	November	December	January	February	March	April	May	June
FY 2014	\$2,439,475	\$3,556,071	\$4,331,027	\$5,242,078	\$6,279,541	\$7,191,979	\$7,997,118	\$10,904,015	\$11,738,071	\$13,079,763	\$13,919,404	\$14,713,814
FY 2015	\$2,604,761	\$3,563,755	\$4,793,652	\$5,664,736	\$6,642,281	\$7,515,179	\$8,437,336	\$11,536,592	\$12,549,298	\$13,477,664	\$14,765,484	\$15,861,631
FY 2016	\$895,622	\$3,655,653	\$4,543,812	\$6,260,340	\$7,246,522	\$8,260,767	\$9,317,235	\$10,399,757	\$13,670,069	\$15,082,995	\$16,352,683	\$17,657,754
FY 2017	\$2,897,246	\$4,401,409	\$5,511,595	\$6,656,252	\$7,810,205	\$8,841,694	\$9,897,699	\$10,944,806	\$14,575,495	\$15,609,111	\$16,862,530	\$17,913,657
FY 2018	\$2,818,109	\$3,929,170	\$5,321,403	\$6,502,511	\$7,662,486	\$8,765,661	\$10,516,086	\$11,689,549	\$14,836,726	\$15,673,422	\$16,846,226	\$18,569,295
FY 2019	\$1,147,950	\$4,039,680	\$5,489,462	\$6,894,285	\$8,044,161	\$9,173,910	\$10,305,616	\$11,534,417	\$14,890,373	\$16,290,378	\$17,399,189	\$18,648,031
FY 2020	\$1,092,721	\$3,971,792	\$5,442,983	\$6,533,088	\$7,671,985	\$8,753,662	\$9,860,925	\$11,023,766	\$14,675,258	\$15,916,175	\$16,992,214	\$17,978,859
FY 2021	\$2,807,424	\$3,882,854	\$5,304,363	\$6,386,174	\$7,484,104	\$8,599,913	\$9,675,234	\$10,832,915	\$14,112,048	\$15,131,406	\$16,481,582	\$17,574,547
FY 2022	\$1,183,200	\$4,068,241	\$5,359,778	\$6,354,971	\$7,361,459	\$8,328,858	\$9,987,693	\$10,736,080	\$13,812,737	\$15,018,238	\$15,698,173	\$16,383,312
FY 2023	\$2,668,378	\$3,572,946	\$4,735,800	\$5,634,729	\$6,493,522	\$7,369,973	\$8,259,936	\$9,183,480	\$0	\$0	\$0	\$0

General Fund Revenue



**Bucyrus City School District
General Fund Expenditure Report**

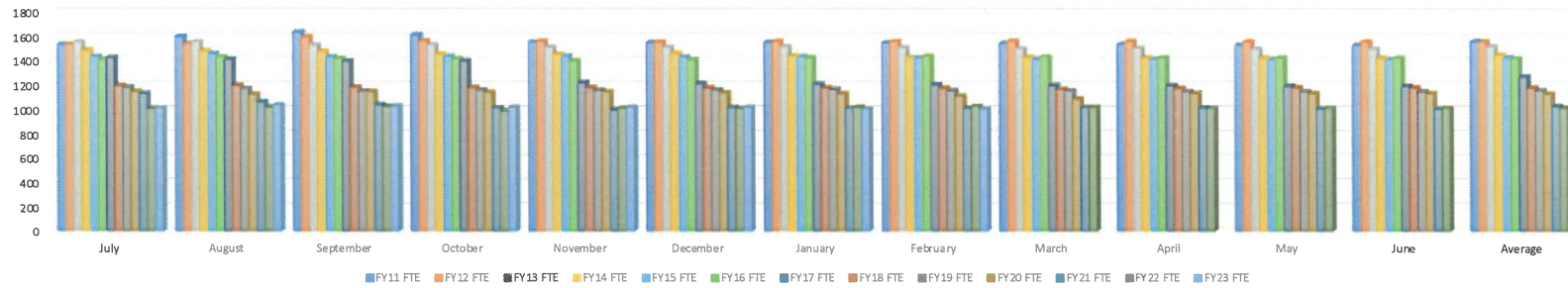
	July	August	September	October	November	December	January	February	March	April	May	June
FY 2014	\$1,259,974	\$2,397,668	\$3,513,754	\$4,674,443	\$5,947,656	\$7,167,198	\$8,371,619	\$9,669,555	\$10,964,866	\$12,392,171	\$13,746,968	\$15,080,546
FY 2015	\$1,401,373	\$2,607,084	\$3,779,221	\$4,981,102	\$6,278,319	\$7,506,500	\$8,815,039	\$10,035,324	\$11,213,373	\$12,605,419	\$14,030,575	\$15,603,894
FY 2016	\$1,214,375	\$2,478,242	\$3,672,527	\$4,900,622	\$6,294,577	\$7,694,664	\$8,938,927	\$10,127,052	\$11,463,986	\$12,702,817	\$14,069,516	\$15,837,923
FY 2017	\$1,211,444	\$2,420,202	\$3,751,943	\$5,026,097	\$6,439,826	\$7,596,863	\$8,842,022	\$10,168,439	\$11,542,907	\$12,987,937	\$14,348,349	\$15,959,176
FY 2018	\$1,204,291	\$2,418,643	\$3,571,567	\$4,796,193	\$6,279,019	\$7,801,212	\$9,860,269	\$11,229,121	\$12,742,827	\$14,020,641	\$15,654,044	\$17,506,122
FY 2019	\$1,418,298	\$2,852,520	\$4,093,904	\$5,569,774	\$7,070,044	\$8,413,422	\$9,790,239	\$11,335,943	\$12,926,979	\$14,385,885	\$15,902,374	\$17,505,607
FY 2020	\$1,329,041	\$2,736,632	\$4,030,476	\$5,478,175	\$6,994,250	\$8,348,065	\$9,646,037	\$10,826,100	\$12,302,757	\$13,695,086	\$15,120,476	\$16,495,556
FY 2021	\$1,391,088	\$2,633,711	\$3,987,362	\$5,327,856	\$6,664,829	\$8,229,495	\$9,490,504	\$10,504,447	\$12,170,502	\$13,762,343	\$15,297,179	\$17,121,694
FY 2022	\$1,302,859	\$2,796,304	\$4,151,505	\$5,716,955	\$7,231,375	\$8,696,924	\$8,138,671	\$9,281,095	\$10,663,804	\$11,709,923	\$13,241,481	\$15,172,666
FY 2023	\$1,149,070	\$2,323,593	\$3,540,689	\$4,850,840	\$6,408,013	\$7,853,410	\$9,160,829	\$10,760,182	\$0	\$0	\$0	\$0



**Bucyrus City Schools
K-12 Student Enrollment
w/o Pre-K & Pioneer**

	July	August	September	October	November	December	January	February	March	April	May	June	Average
FY11 FTE	1535	1599	1636	1612	1555	1550	1554	1547	1546	1536	1532	1532	1561.17
FY12 FTE	1535	1539	1596	1565	1562	1553	1559	1558	1562	1559	1556	1556	1558.33
FY13 FTE	1556	1558	1532	1534	1512	1511	1517	1507	1499	1504	1498	1498	1518.83
FY14 FTE	1485	1477	1476	1452	1449	1457	1435	1425	1428	1421	1420	1420	1445.42
FY15 FTE	1433	1457	1432	1434	1437	1433	1434	1428	1416	1416	1416	1416	1429.33
FY16 FTE	1406	1431	1419	1415	1399	1407	1425	1434	1431	1424	1423	1423	1419.75
FY17 FTE	1423	1409	1396	1399	1222	1212	1210	1204	1199	1197	1193	1193	1271.42
FY18 FTE	1193	1197	1181	1180	1178	1177	1177	1173	1166	1174	1178	1178	1179.33
FY19 FTE	1178	1170	1147	1159	1157	1160	1165	1153	1152	1146	1144	1144	1156.25
FY20 FTE	1144	1122	1144	1138	1141	1137	1128	1109	1082	1130	1130	1130	1127.92
FY21 FTE	1130	1060	1038	1013	995	1016	1011	1009	1014	1012	1007	1007	1026.00
FY22 FTE	1007	1018	1023	986	1010	1007	1014	1025	1016	1011	1011	1011	1011.58
FY23 FTE	1011	1037	1030	1017	1017	1017	1003	1003					

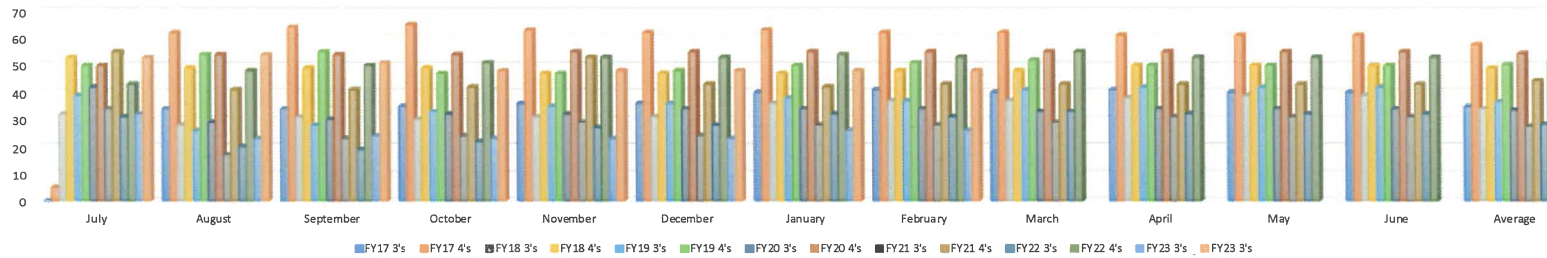
K-12 Enrollment w/o Pre-K & Pioneer



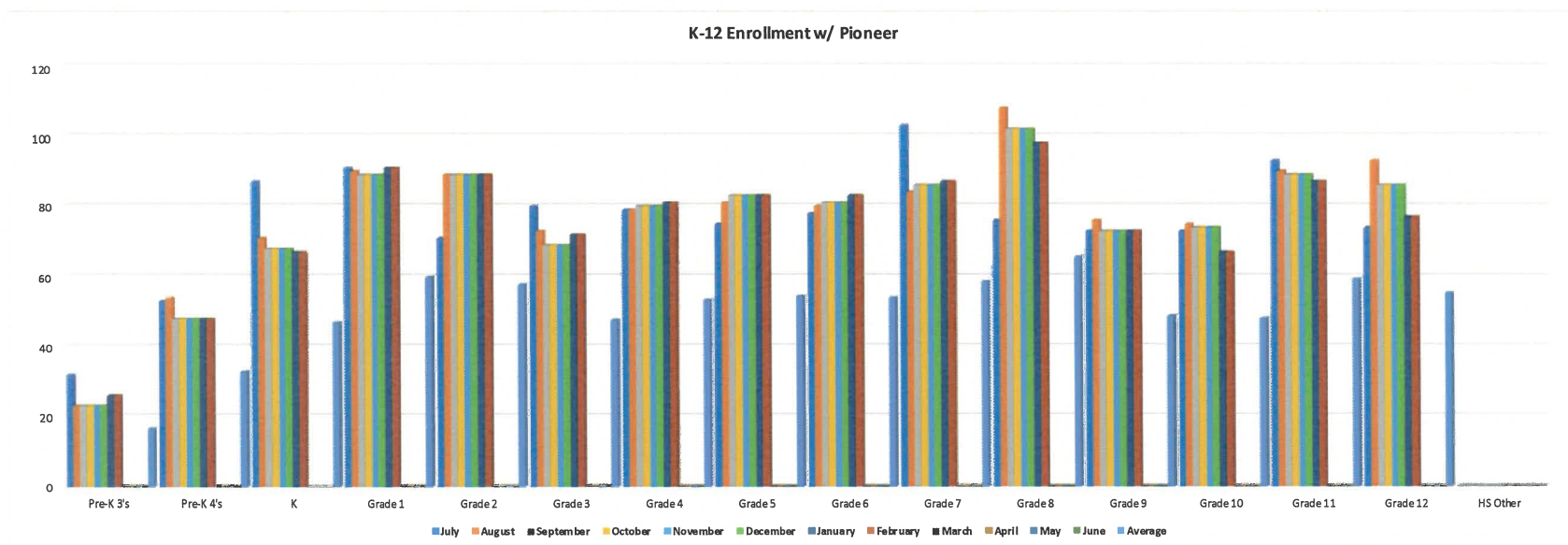
**Bucyrus City Schools
Preschool Enrollment**

	July	August	September	October	November	December	January	February	March	April	May	June	Average
FY17 3's	0	34	34	35	36	36	40	41	40	41	40	40	34.75
FY17 4's	5	62	64	65	63	62	63	62	62	61	61	61	57.58
FY18 3's	32	28	31	30	31	31	36	37	37	38	39	39	34.08
FY18 4's	53	49	49	49	47	47	47	48	48	50	50	50	48.92
FY19 3's	39	26	28	33	35	36	38	37	41	42	42	42	36.58
FY19 4's	50	54	55	47	47	48	50	51	52	50	50	50	50.33
FY20 3's	42	29	30	32	32	34	34	34	33	34	34	34	33.50
FY20 4's	50	54	54	54	55	55	55	55	55	55	55	55	54.33
FY21 3's	34	17	23	24	29	24	28	28	29	31	31	31	27.42
FY21 4's	55	41	41	42	53	43	42	43	43	43	43	43	44.33
FY22 3's	31	20	19	22	27	28	32	31	33	32	32	32	28.25
FY22 4's	43	48	50	51	53	53	54	53	55	53	53	53	51.58
FY23 3's	32	23	24	23	23	23	26	26					
FY23 4's	53	54	51	48	48	48	48	48					

Preschool Enrollment



**Bucyrus City Schools
2022-2023 K-12 Student Enrollment
w/Pioneer**

[illegible]

Bucyrus City Schools
2022-2023 K-12 Student Enrollment
Compared to ADM

	ADM	Enrollment	% of ADM Enrolled
Pre-K 3's	28	23	82.14%
Pre-K 4's	65	48	73.85%
K	83	68	81.93%
Grade 1	127	89	70.08%
Grade 2	121	89	73.55%
Grade 3	97	69	71.13%
Grade 4	116	80	68.97%
Grade 5	118	83	70.34%
Grade 6	122	81	66.39%
Grade 7	119	86	72.27%
Grade 8	135	102	75.56%
Grade 9	114	73	64.04%
Grade 10	101	74	73.27%
Grade 11	121	89	73.55%
Grade 12	125	86	68.80%
HS Other	0	0	#DIV/0!
Total	1592	1140	71.61%

Reporting Period: March 2023 (FY 2023)

3/2/23 11:38 AM

Start Date: 2/1/2023

End Date: 2/28/2023

Bucyrus City School District Disbursement Summary Report

Reference Number	Check Number	Type	Date	Name	Vendor #	Status	Reconcile Date	Void Date	Amount
55589		0 PAYROLL	2/15/2023	Bucyrus City School District		RECONCILED	2/28/2023		\$ 358,204.46
55674		0 PAYROLL	2/28/2023	Bucyrus City School District		RECONCILED	2/28/2023		369,020.59
55584	84171	ACCOUNTS_PAYA BLE	2/1/2023	Capital One Trade Credit	7359	RECONCILED	2/28/2023		29.16
55574	84172	ACCOUNTS_PAYA BLE	2/1/2023	Amazon.com Capital Services	693819	RECONCILED	2/28/2023		268.50
55577	84173	ACCOUNTS_PAYA BLE	2/1/2023	AMERICAN ELECTRIC POWER	2928	RECONCILED	2/28/2023		6,316.12
55573	84174	ACCOUNTS_PAYA BLE	2/1/2023	BUCYRUS EDUCATION ASSOC	107	RECONCILED	2/28/2023		25,000.00
55569	84175	ACCOUNTS_PAYA BLE	2/1/2023	CHARMA SCHIFER	897	RECONCILED	2/28/2023		54.80
55585	84176	ACCOUNTS_PAYA BLE	2/1/2023	CHENILLE SPECIALTY SUPPLY	5646	RECONCILED	2/28/2023		662.50
55580	84177	ACCOUNTS_PAYA BLE	2/1/2023	CRAWFORD CO. BOARD OF DD	1106	RECONCILED	2/28/2023		801.03
55582	84178	ACCOUNTS_PAYA BLE	2/1/2023	CUSTOM CONTROLS GROUP	1738	RECONCILED	2/28/2023		1,340.00
55568	84179	ACCOUNTS_PAYA BLE	2/1/2023	G & L SUPPLY CO	1300	RECONCILED	2/28/2023		1,363.25
55567	84180	ACCOUNTS_PAYA BLE	2/1/2023	GORDON FOOD SERVICE	1332	RECONCILED	2/28/2023		2,250.29
55586	84181	ACCOUNTS_PAYA BLE	2/1/2023	JULIAN & GRUBE, INC	2294	RECONCILED	2/28/2023		7,540.00
55572	84182	ACCOUNTS_PAYA BLE	2/1/2023	KIMMEL CORP.	2118	RECONCILED	2/28/2023		95.95
55575	84183	ACCOUNTS_PAYA BLE	2/1/2023	NORTH CENTRAL OHIO ESC	2611	RECONCILED	2/28/2023		125.00
55578	84184	ACCOUNTS_PAYA BLE	2/1/2023	OHIO ALLIANCE BILLING, LLC	5834	RECONCILED	2/28/2023		136.51
55564	84185	ACCOUNTS_PAYA BLE	2/1/2023	Ohio Schools Benefit Coop.	6487	RECONCILED	2/28/2023		43,078.24
55566	84186	ACCOUNTS_PAYA BLE	2/1/2023	PEPPLE & WAGGONER, LTD	696	RECONCILED	2/28/2023		17,854.10
55570	84187	ACCOUNTS_PAYA BLE	2/1/2023	PERRY PROTECH	2124	RECONCILED	2/28/2023		34.33
55565	84188	ACCOUNTS_PAYA BLE	2/1/2023	RENHILL GROUP	5828	RECONCILED	2/28/2023		17,036.63
55581	84189	ACCOUNTS_PAYA BLE	2/1/2023	ROBERT BRITTON	2189	RECONCILED	2/28/2023		69.43
55571	84190	ACCOUNTS_PAYA BLE	2/1/2023	SHELL SCENIC STUDIO INC	4973	RECONCILED	2/28/2023		1,755.00

Reporting Period: March 2023 (FY 2023)

3/2/23 11:38 AM

Start Date: 2/1/2023

End Date: 2/28/2023

Bucyrus City School District Disbursement Summary Report

Reference Number	Check Number	Type	Date	Name	Vendor #	Status	Reconcile Date	Void Date	Amount
55583	84191	ACCOUNTS_PAYA BLE	2/1/2023	SEAN MAUDSLEY	10011	RECONCILED	2/28/2023		\$ 270.00
55576	84192	ACCOUNTS_PAYA BLE	2/1/2023	SmithFoods, Inc.	7925	RECONCILED	2/28/2023		1,189.68
55579	84193	ACCOUNTS_PAYA BLE	2/1/2023	TIM SOUDER	3279	RECONCILED	2/28/2023		200.00
55588	84194	REFUND	2/3/2023	STARLETTE BROWN	2352	RECONCILED	2/28/2023		48.75
55619	84195	ACCOUNTS_PAYA BLE	2/9/2023	8X8, INC	1859	RECONCILED	2/28/2023		2,008.46
55625	84196	ACCOUNTS_PAYA BLE	2/9/2023	Capital One Trade Credit	7359	RECONCILED	2/28/2023		4.99
55598	84197	ACCOUNTS_PAYA BLE	2/9/2023	Amazon.com Capital Services	693819	RECONCILED	2/28/2023		314.65
55594	84198	ACCOUNTS_PAYA BLE	2/9/2023	AMERICAN ELECTRIC POWER	2928	RECONCILED	2/28/2023		8,070.42
55610	84199	ACCOUNTS_PAYA BLE	2/9/2023	BLUESKY MEETING SOLUTION	6868	RECONCILED	2/28/2023		588.00
55623	84200	ACCOUNTS_PAYA BLE	2/9/2023	BRENT CARPENTER	2130	RECONCILED	2/28/2023		42.33
55624	84201	ACCOUNTS_PAYA BLE	2/9/2023	BSN Sports, LLC	329	RECONCILED	2/28/2023		5,935.39
55612	84202	ACCOUNTS_PAYA BLE	2/9/2023	BUCYRUS CITY SCHOOLS	340	RECONCILED	2/28/2023		143.26
55631	84203	ACCOUNTS_PAYA BLE	2/9/2023	CENTRAL OHIO BEHAVIORAL	6709	RECONCILED	2/28/2023		3,397.50
55616	84204	ACCOUNTS_PAYA BLE	2/9/2023	CENTRAL OHIO FARMERS CO-OP INC	1514	RECONCILED	2/28/2023		5,097.93
55605	84205	ACCOUNTS_PAYA BLE	2/9/2023	CITY OF BUCYRUS	549	RECONCILED	2/28/2023		1,081.89
55614	84206	ACCOUNTS_PAYA BLE	2/9/2023	COLUMBUS BUILDING SERVICES, INC.	2187	RECONCILED	2/28/2023		1,110.00
55634	84207	ACCOUNTS_PAYA BLE	2/9/2023	CRAWFORD COUNTY PUBLIC HEALTH	4574	RECONCILED	2/28/2023		1,043.90
55618	84208	ACCOUNTS_PAYA BLE	2/9/2023	FINLEY'S FACILITIES SERVICES	1708	RECONCILED	2/28/2023		548.28
55609	84209	ACCOUNTS_PAYA BLE	2/9/2023	FriendsOffice	6329	RECONCILED	2/28/2023		69.57
55591	84210	ACCOUNTS_PAYA BLE	2/9/2023	GOLDEN TOUCH CONSULTING, LLC	1489	RECONCILED	2/28/2023		4,999.50
55602	84211	ACCOUNTS_PAYA	2/9/2023	GORDON FOOD	1332	RECONCILED	2/28/2023		5,480.11

Reporting Period: March 2023 (FY 2023)

3/2/23 11:38 AM

Start Date: 2/1/2023

End Date: 2/28/2023

Bucyrus City School District Disbursement Summary Report

Reference Number	Check Number	Type	Date	Name	Vendor #	Status	Reconcile Date	Void Date	Amount
55608	84212	BLE ACCOUNTS_PAYA	2/9/2023	SERVICE JAIVIR SINGH	1933	RECONCILED	2/28/2023		\$ 173.20
55592	84213	BLE ACCOUNTS_PAYA	2/9/2023	KIESS SUPPLY	2183	RECONCILED	2/28/2023		11.75
55622	84214	BLE ACCOUNTS_PAYA	2/9/2023	KIMBALL MIDWEST	3165	RECONCILED	2/28/2023		76.41
55607	84215	BLE ACCOUNTS_PAYA	2/9/2023	KIMMEL CORP.	2118	RECONCILED	2/28/2023		160.23
55617	84216	BLE ACCOUNTS_PAYA	2/9/2023	MID OHIO SERVICE CENTER	871	RECONCILED	2/28/2023		419.00
55629	84217	BLE ACCOUNTS_PAYA	2/9/2023	MOHICAN REHABILITATION SERVICES, LLC	4695	RECONCILED	2/28/2023		7,367.76
55603	84218	BLE ACCOUNTS_PAYA	2/9/2023	NAPA AUTO PARTS	1901	RECONCILED	2/28/2023		104.37
55590	84219	BLE ACCOUNTS_PAYA	2/9/2023	ALFRED NICKLES BAKERY INC.	2836	RECONCILED	2/28/2023		241.26
55599	84220	BLE ACCOUNTS_PAYA	2/9/2023	NORTH POINT ESC	971	RECONCILED	2/28/2023		2,686.00
55615	84221	BLE ACCOUNTS_PAYA	2/9/2023	NORTHERN-10 CONFERENCE	6387	RECONCILED	2/28/2023		4,516.00
55595	84222	BLE ACCOUNTS_PAYA	2/9/2023	O'REILLY AUTOMOTIVE INC.	7027	RECONCILED	2/28/2023		109.81
55620	84223	BLE ACCOUNTS_PAYA	2/9/2023	OFFICE CITY EXPRESS	3368	RECONCILED	2/28/2023		170.24
55633	84224	BLE ACCOUNTS_PAYA	2/9/2023	OHIO ALLIANCE BILLING, LLC	5834	RECONCILED	2/28/2023		612.49
55601	84225	BLE ACCOUNTS_PAYA	2/9/2023	PEACOCK WATER CONDITIONING	1182	RECONCILED	2/28/2023		16.50
55593	84226	BLE ACCOUNTS_PAYA	2/9/2023	RENHILL GROUP	5828	RECONCILED	2/28/2023		30,571.36
55600	84227	BLE ACCOUNTS_PAYA	2/9/2023	RETTIG MUSIC, INC	79	RECONCILED	2/28/2023		6,385.00
55626	84228	BLE ACCOUNTS_PAYA	2/9/2023	RICHLAND COUNTY JUVENILE COURT	1509	RECONCILED	2/28/2023		55.00
55630	84229	BLE ACCOUNTS_PAYA	2/9/2023	ROBERT BRITTON	2189	RECONCILED	2/28/2023		100.00
55627	84230	BLE ACCOUNTS_PAYA	2/9/2023	ROBIN SHOWERS	8809	RECONCILED	2/28/2023		2,400.00
55611	84231	BLE ACCOUNTS_PAYA	2/9/2023	RYAN W. COOK	445911	RECONCILED	2/28/2023		229.99
55597	84232	BLE ACCOUNTS_PAYA	2/9/2023	SmithFoods, Inc.	7925	RECONCILED	2/28/2023		1,388.50
55632	84233	BLE ACCOUNTS_PAYA	2/9/2023	SPORT SAFE TESTING SERV.,	5272	RECONCILED	2/28/2023		1,218.00

Reporting Period: March 2023 (FY 2023)

3/2/23 11:38 AM

Start Date: 2/1/2023

End Date: 2/28/2023

Bucyrus City School District Disbursement Summary Report

Reference Number	Check Number	Type	Date	Name	Vendor #	Status	Reconcile Date	Void Date	Amount
55604	84234	ACCOUNTS_PAYA BLE	2/9/2023	INC. STRATEGIC SOLUTIONS LLC	6572	RECONCILED	2/28/2023		\$ 10,251.97
55613	84235	ACCOUNTS_PAYA BLE	2/9/2023	TAROLLI, SUNDHEIM, COVELL & TUMMINO LLP	1922	RECONCILED	2/28/2023		3,036.50
55606	84236	ACCOUNTS_PAYA BLE	2/9/2023	TENIA THOROUGHMAN	2163	OUTSTANDING			77.00
55596	84237	ACCOUNTS_PAYA BLE	2/9/2023	THIBODEAU'S SENECA LANE LLC	1798	RECONCILED	2/28/2023		200.00
55621	84238	ACCOUNTS_PAYA BLE	2/9/2023	WageWorks, Inc.	693827	RECONCILED	2/28/2023		100.00
55628	84239	ACCOUNTS_PAYA BLE	2/9/2023	WINKS LOCK & SECURITY	4438	RECONCILED	2/28/2023		6.00
55651	84240	ACCOUNTS_PAYA BLE	2/16/2023	Capital One Trade Credit	7359	RECONCILED	2/28/2023		64.90
55646	84241	ACCOUNTS_PAYA BLE	2/16/2023	Amazon.com Capital Services	693819	RECONCILED	2/28/2023		619.26
55659	84242	ACCOUNTS_PAYA BLE	2/16/2023	BUCYRUS SUBURBAN LANES	3703	RECONCILED	2/28/2023		960.00
55666	84243	ACCOUNTS_PAYA BLE	2/16/2023	CARDINAL BUS & SALES	5809	RECONCILED	2/28/2023		204,826.00
55671	84244	ACCOUNTS_PAYA BLE	2/16/2023	THE CINCINNATI INSURANCE CO	1659	RECONCILED	2/28/2023		250.00
55650	84245	ACCOUNTS_PAYA BLE	2/16/2023	CRAWFORD COUNTY SHERIFF DEPT	1005	OUTSTANDING			306.00
55653	84246	ACCOUNTS_PAYA BLE	2/16/2023	FUSION APPAREL	2334	OUTSTANDING			342.00
55645	84247	ACCOUNTS_PAYA BLE	2/16/2023	GreatAmerica Financial Services Corporation	7317	OUTSTANDING			4,246.21
55644	84248	ACCOUNTS_PAYA BLE	2/16/2023	JENNIFER THAYER	1731	RECONCILED	2/28/2023		18.76
55660	84249	ACCOUNTS_PAYA BLE	2/16/2023	JOSTENS, INC.	1908	RECONCILED	2/28/2023		500.45
55649	84250	ACCOUNTS_PAYA BLE	2/16/2023	JOY BOWMAN	2349	RECONCILED	2/28/2023		61.20
55657	84251	ACCOUNTS_PAYA BLE	2/16/2023	JULIAN & GRUBE, INC	2294	RECONCILED	2/28/2023		4,225.00
55668	84252	ACCOUNTS_PAYA BLE	2/16/2023	MNCO	6367	RECONCILED	2/28/2023		71.40
55652	84253	ACCOUNTS_PAYA BLE	2/16/2023	META SOLUTIONS	5171	RECONCILED	2/28/2023		5,000.00
55665	84254	ACCOUNTS_PAYA	2/16/2023	NAPOLEON AREA	2340	RECONCILED	2/28/2023		275.00

Reporting Period: March 2023 (FY 2023)

3/2/23 11:38 AM

Start Date: 2/1/2023

End Date: 2/28/2023

Bucyrus City School District Disbursement Summary Report

Reference Number	Check Number	Type	Date	Name	Vendor #	Status	Reconcile Date	Void Date	Amount
		BLE		CITY SCHOOLS					
55655	84255	ACCOUNTS_PAYA	2/16/2023	ALFRED NICKLES	2836	RECONCILED	2/28/2023		\$ 476.66
		BLE		BAKERY INC.					
55643	84256	ACCOUNTS_PAYA	2/16/2023	NORTONS	2841	OUTSTANDING			81.00
		BLE		FLOWERS					
55658	84257	ACCOUNTS_PAYA	2/16/2023	OASBO	2902	RECONCILED	2/28/2023		100.00
		BLE							
55656	84258	ACCOUNTS_PAYA	2/16/2023	OBERLANDER'S	2961	OUTSTANDING			3,296.50
		BLE		TREE/LANDSC					
55642	84259	ACCOUNTS_PAYA	2/16/2023	OHIO ALLIANCE	5834	OUTSTANDING			90.28
		BLE		BILLING, LLC					
55654	84260	ACCOUNTS_PAYA	2/16/2023	PERRY PROTECH	2124	RECONCILED	2/28/2023		855.57
		BLE							
55661	84261	ACCOUNTS_PAYA	2/16/2023	RETTIG MUSIC,	79	OUTSTANDING			285.93
		BLE		INC					
55662	84262	ACCOUNTS_PAYA	2/16/2023	SCHELL SCENIC	4973	RECONCILED	2/28/2023		3,846.40
		BLE		STUDIO INC					
55647	84263	ACCOUNTS_PAYA	2/16/2023	SmithFoods, Inc.	7925	RECONCILED	2/28/2023		2,838.28
		BLE							
55667	84264	ACCOUNTS_PAYA	2/16/2023	Solar Advocate	6770	OUTSTANDING			1,494.67
		BLE		Development LLC					
55648	84265	ACCOUNTS_PAYA	2/16/2023	SPECIALIZED	7348	RECONCILED	2/28/2023		81,640.83
		BLE		EDUCATION OF					
				OHIO, INC.					
55670	84266	ACCOUNTS_PAYA	2/16/2023	CHARTER	2169	RECONCILED	2/28/2023		310.45
		BLE		COMMUNICATIO					
				NS					
55664	84267	ACCOUNTS_PAYA	2/16/2023	STRATEGIC	6572	OUTSTANDING			3,475.00
		BLE		SOLUTIONS LLC					
55669	84268	ACCOUNTS_PAYA	2/16/2023	WINKS LOCK &	4438	RECONCILED	2/28/2023		72.00
		BLE		SECURITY					
55663	84269	ACCOUNTS_PAYA	2/16/2023	Wynford	4454	RECONCILED	2/28/2023		120.00
		BLE		High/Middle					
				School					
55672	84270	ACCOUNTS_PAYA	2/16/2023	PNC BANK	1420	RECONCILED	2/28/2023		2,305.06
		BLE		NATIONAL					
				ASSOCIATION					
55673	84271	REFUND	2/23/2023	HALEY DUNFEE	2358	OUTSTANDING			3.65
55678	84272	ACCOUNTS_PAYA	2/24/2023	Capital One Trade	7359	RECONCILED	2/28/2023		1,255.86
		BLE		Credit					
55679	84273	ACCOUNTS_PAYA	2/24/2023	ADA HIGH	6325	OUTSTANDING			200.00
		BLE		SCHOOL					
55680	84274	ACCOUNTS_PAYA	2/24/2023	Amazon.com	693819	RECONCILED	2/28/2023		3,409.61
		BLE		Capital Services					
55681	84275	ACCOUNTS_PAYA	2/24/2023	BRICKER &	396	RECONCILED	2/28/2023		724.50
		BLE		ECKLER, LLP					
55682	84276	ACCOUNTS_PAYA	2/24/2023	BUCYRUS CITY	340	RECONCILED	2/28/2023		73.99
		BLE		SCHOOLS					

Reporting Period: March 2023 (FY 2023)

3/2/23 11:38 AM

Start Date: 2/1/2023

End Date: 2/28/2023

Bucyrus City School District Disbursement Summary Report

Reference Number	Check Number	Type	Date	Name	Vendor #	Status	Reconcile Date	Void Date	Amount
55683	84277	ACCOUNTS_PAYA BLE	2/24/2023	CITY OF BUCYRUS	549	OUTSTANDING			\$ 2,997.97
55684	84278	ACCOUNTS_PAYA BLE	2/24/2023	COLUMBIA GAS	570	OUTSTANDING			2,517.08
55685	84279	ACCOUNTS_PAYA BLE	2/24/2023	FriendsOffice	6329	RECONCILED	2/28/2023		39.90
55686	84280	ACCOUNTS_PAYA BLE	2/24/2023	G & L SUPPLY CO	1300	RECONCILED	2/28/2023		86.30
55687	84281	ACCOUNTS_PAYA BLE	2/24/2023	GORDON FOOD SERVICE	1332	RECONCILED	2/28/2023		16,704.38
55690	84282	ACCOUNTS_PAYA BLE	2/24/2023	J.W. PEPPER & SON, INC	4576	RECONCILED	2/28/2023		58.34
55688	84283	ACCOUNTS_PAYA BLE	2/24/2023	JIM ISSLER	1935	RECONCILED	2/28/2023		685.12
55689	84284	ACCOUNTS_PAYA BLE	2/24/2023	JOSTENS, INC.	1908	OUTSTANDING			15.65
55691	84285	ACCOUNTS_PAYA BLE	2/24/2023	KIMMEL CORP.	2118	OUTSTANDING			256.18
55692	84286	ACCOUNTS_PAYA BLE	2/24/2023	MATT MAKEEVER	5021	RECONCILED	2/28/2023		508.70
55693	84287	ACCOUNTS_PAYA BLE	2/24/2023	MATT NEWELL	2109	RECONCILED	2/28/2023		146.98
55694	84288	ACCOUNTS_PAYA BLE	2/24/2023	MEDCO SUPPLY COMPANY	2668	OUTSTANDING			21.75
55695	84289	ACCOUNTS_PAYA BLE	2/24/2023	MICHAEL PANAMARCZUK	1932	RECONCILED	2/28/2023		73.62
55696	84290	ACCOUNTS_PAYA BLE	2/24/2023	ALFRED NICKLES BAKERY INC.	2836	OUTSTANDING			137.35
55697	84291	ACCOUNTS_PAYA BLE	2/24/2023	NORTH CENTRAL OHIO ESC	2611	OUTSTANDING			9,800.00
55698	84292	ACCOUNTS_PAYA BLE	2/24/2023	OHIO COALITION/EQUI TY &	2997	RECONCILED	2/28/2023		2,000.00
55699	84293	ACCOUNTS_PAYA BLE	2/24/2023	PENN FOSTER	2151	RECONCILED	2/28/2023		2,568.00
55700	84294	ACCOUNTS_PAYA BLE	2/24/2023	RENHILL GROUP	5828	RECONCILED	2/28/2023		30,858.57
55701	84295	ACCOUNTS_PAYA BLE	2/24/2023	CHARLES RITTER'S COMPANY	3232	RECONCILED	2/28/2023		127.54
55702	84296	ACCOUNTS_PAYA BLE	2/24/2023	ROSE PEST SOLUTIONS	1294	OUTSTANDING			161.00
55703	84297	ACCOUNTS_PAYA BLE	2/24/2023	SHERYL HERNANDEZ	2257	RECONCILED	2/28/2023		204.99
55704	84298	ACCOUNTS_PAYA BLE	2/24/2023	SIESEL DISTRIBUTING, LLC	3720	OUTSTANDING			972.58
55705	84299	ACCOUNTS_PAYA	2/24/2023	SmithFoods, Inc.	7925	RECONCILED	2/28/2023		1,512.22

Reporting Period: March 2023 (FY 2023)

3/2/23 11:38 AM

Start Date: 2/1/2023

End Date: 2/28/2023

Bucyrus City School District Disbursement Summary Report

Reference Number	Check Number	Type	Date	Name	Vendor #	Status	Reconcile Date	Void Date	Amount
55706	84300	BLE ACCOUNTS_PAYA	2/24/2023	CHARTER COMMUNICATIONS	2169	OUTSTANDING			\$ 307.74
55707	84301	BLE ACCOUNTS_PAYA	2/24/2023	THOMAS DOOR CONTROLS, INC.	2338	RECONCILED	2/28/2023		2,127.00
55708	84302	BLE ACCOUNTS_PAYA	2/24/2023	WAGS' TROPHY HOUSE & MORE	1757	OUTSTANDING			839.00
55709	84303	BLE ACCOUNTS_PAYA	2/24/2023	WILLIAM V MACGILL & CO	232	OUTSTANDING			165.44
55710	84304	BLE ACCOUNTS_PAYA	2/24/2023	XTEK PARTNERS, INC	6753	OUTSTANDING			1,870.00
55714	84305	BLE ACCOUNTS_PAYA	2/28/2023	OHIO SCHOOL COUNCIL	7243	OUTSTANDING			535.00
55715	84306	BLE ACCOUNTS_PAYA	2/28/2023	BUCYRUS CITY SCHOOL DISTRICT	6469	RECONCILED	2/28/2023		216,625.21
55713	84307	BLE ACCOUNTS_PAYA	2/28/2023	TRUSTMARK HEALTH BENEFITS	721	OUTSTANDING			6,507.16
55587	1000387	BLE ACCOUNTS_PAYA	2/1/2023	MEDICAL MUTUAL	900033	RECONCILED	2/28/2023		784.64
55635	1000388	BLE ACCOUNTS_PAYA	2/1/2023	MEDICAL MUTUAL	900033	RECONCILED	2/28/2023		200.00
55637	1000389	BLE ACCOUNTS_PAYA	2/8/2023	MEDICAL MUTUAL	900033	RECONCILED	2/28/2023		1,060.47
55636	1000390	BLE ACCOUNTS_PAYA	2/7/2023	MEDICAL MUTUAL	900033	RECONCILED	2/28/2023		43,978.88
55639	1000391	BLE ACCOUNTS_PAYA	2/13/2023	PARK NATIONAL BANK	900131	RECONCILED	2/28/2023		4,915.26
55638	1000392	BLE ACCOUNTS_PAYA	2/13/2023	STRS	900208	RECONCILED	2/28/2023		5,269.46
55640	1000393	BLE ACCOUNTS_PAYA	2/13/2023	S.E.R.S.	900209	RECONCILED	2/28/2023		1,603.62
55641	1000394	BLE ACCOUNTS_PAYA	2/16/2023	PEPSI-COLA	900011	RECONCILED	2/28/2023		551.07
55675	1000395	BLE ACCOUNTS_PAYA	2/23/2023	RedTree Investment Group	900008	RECONCILED	2/28/2023		289.58
55676	1000396	BLE ACCOUNTS_PAYA	2/22/2023	MEDICAL MUTUAL	900033	RECONCILED	2/28/2023		111,508.73
55677	1000397	BLE ACCOUNTS_PAYA	2/23/2023	MEDICAL MUTUAL	900033	RECONCILED	2/28/2023		614.89
55712	1000398	BLE ACCOUNTS_PAYA	2/14/2023	MEDICAL MUTUAL	900033	RECONCILED	2/28/2023		36,639.65
55711	1000399	BLE ACCOUNTS_PAYA	2/15/2023	MEDICAL MUTUAL	900033	RECONCILED	2/28/2023		189.93
55716	1000400	BLE ACCOUNTS_PAYA	2/28/2023	PARK NATIONAL BANK	900131	RECONCILED	2/28/2023		5,069.14

Reporting Period: March 2023 (FY 2023)
Start Date: 2/1/2023
End Date: 2/28/2023

3/2/23 11:38 AM

Bucyrus City School District
Disbursement Summary Report

Reference Number	Check Number	Type	Date	Name	Vendor #	Status	Reconcile Date	Void Date	Amount
55717	1000401	ACCOUNTS_PAYA BLE	2/28/2023	STRS	900208	RECONCILED	2/28/2023		\$ 81,794.00
55719	1000402	ACCOUNTS_PAYA BLE	2/28/2023	STRS	900208	RECONCILED	2/28/2023		5,269.46
55720	1000403	ACCOUNTS_PAYA BLE	2/28/2023	S.E.R.S.	900209	RECONCILED	2/28/2023		1,603.62
55718	1000404	ACCOUNTS_PAYA BLE	2/28/2023	S.E.R.S.	900209	RECONCILED	2/28/2023		25,948.00
55721	1000405	ACCOUNTS_PAYA BLE	2/28/2023	MEDICAL MUTUAL	900033	RECONCILED	2/28/2023		22,610.59
Grand Total									\$ 1,947,419.02

Bucyrus City School District

Financial Summary by Fund

Account Description	Appropriation	Expended	Percent Expended	Encumbered	Balance
General Fund					
1100 REGULAR INSTRUCTION	\$ 5,985,575.87	\$ 3,695,119.98	62.00 %	\$ 91,879.08	\$ 2,198,576.81
1200 SPECIAL INSTRUCTION	3,804,583.20	2,220,680.20	58.00	833,239.81	750,663.19
1300 VOCATIONAL INSTRUCTION	2,291.43	3,643.01	159.00	0.00	(1,351.58)
1900 OTHER INSTRUCTION	3,924,911.48	113,890.39	3.00	140,428.15	3,670,592.94
2100 SUPPORT SERVICES - PUPILS	771,900.03	463,375.57	60.00	138,209.10	170,315.36
2200 SUPP SERV- INSTRUCTIONAL STAFF	266,466.35	294,371.12	110.00	22,006.50	(49,911.27)
2300 SUPPORT SERV.-BD. OF EDUCATION	149,720.30	82,263.21	55.00	94,282.50	(26,825.41)
2400 SUPPORT SERV- ADMINISTRATIVE	1,768,824.22	1,132,236.03	64.00	29,818.78	606,769.41
2500 FISCAL SERVICES	743,884.14	442,403.02	59.00	31,572.25	269,908.87
2600 SUPPORT SERVICES - BUSINESS	1,192,938.83	535,423.13	45.00	296,413.69	361,102.01
2700 OPERATION & MAINT OF PLANT SER	1,649,395.85	875,025.72	53.00	425,248.17	349,121.96
2800 SUPPORT SERV - PUPIL TRANSPOR.	898,079.69	473,865.44	53.00	76,087.91	348,126.34
2900 SUPPORT SERVICES - CENTRAL	517,832.36	220,991.15	43.00	57,154.00	239,687.21
4100 ACADEMIC & SUBJECT ORIENTED	56,484.70	31,991.81	57.00	0.00	24,492.89
4500 SPORT ORIENTED ACTIVITIES	346,022.73	166,927.09	48.00	0.00	179,095.64
4600 SCHL & PUBLIC SERV CO-CURRIC.	5,287.42	7,975.43	151.00	0.00	(2,688.01)
Total:	\$ 22,084,198.60	\$ 10,760,182.30		\$ 2,236,339.94	\$ 9,087,676.36
Other Funds					
002 BOND RETIREMENT	974,600.00	853,282.47	87.55	93,595.50	27,722.03
003 PERMANENT IMPROVEMENT	41,605.00	652.12	1.57	51,794.00	(10,841.12)
006 FOOD SERVICE	852,322.46	582,254.86	68.31	162,594.46	107,473.14
007 SPECIAL TRUST	4,500.00	2,500.00	55.56	0.00	2,000.00
018 PUBLIC SCHOOL SUPPORT	45,652.25	9,243.04	20.25	12,029.58	24,379.63
019 OTHER GRANT	755.02	749.50	99.27	0.00	5.52
020 SPECIAL ENTERPRISE FUND	35,700.00	15,678.93	43.92	16,321.73	3,699.34
022 DISTRICT CUSTODIAL	7,167.83	7,167.83	100.00	0.00	0.00
024 EMPLOYEE BENEFITS SELF INS.	2,828,770.07	2,098,946.69	74.20	496,206.13	233,617.25
034 CLASSROOM FACILITIES MAINT.	52,257.80	15,302.60	29.28	7,794.19	29,161.01
200 STUDENT MANAGED ACTIVITY	28,595.07	5,629.00	19.69	4,335.30	18,630.77
300 DISTRICT MANAGED ACTIVITY	129,393.61	64,916.94	50.17	24,590.64	39,886.03
439 PUBLIC SCHOOL PRESCHOOL	226,333.20	113,031.97	49.94	14,574.00	98,727.23
451 DATA COMMUNICATION FUND	2,152.51	0.00	0.00	0.00	2,152.51
507 ELEMENTARY AND SECONDARY SCHOOL EMERGENCY RELIEF FUND	4,425,243.12	755,263.25	17.07	12,642.44	3,657,337.43
509 TITLE IV PART B 21ST CENTURY LEARNING CENTERS	477,174.94	99,626.93	20.88	76,658.27	300,889.74
516 IDEA PART B GRANTS	600,065.66	198,660.85	33.11	0.00	401,404.81
572 TITLE I DISADVANTAGED CHILDREN	825,242.46	394,131.37	47.76	0.00	431,111.09
584 DRUG FREE SCHOOL GRANT FUND	133,624.42	0.00	0.00	0.00	133,624.42
587 IDEA PRESCHOOL-HANDICAPPED	18,911.84	9,523.16	50.36	0.00	9,388.68
590 IMPROVING TEACHER QUALITY	104,819.18	9,136.20	8.72	0.00	95,682.98
599 MISCELLANEOUS FED. GRANT FUND	32,816.32	21,127.48	64.38	0.00	11,688.84
Total:	\$ 11,847,702.76	\$ 5,256,825.19		\$ 973,136.24	\$ 5,617,741.33
Grand Total All Funds:	\$ 33,931,901.36	\$ 16,017,007.49		\$ 3,209,476.18	\$ 14,705,417.69

July 1 Cash Balance (All Funds): \$18,668,828.30

Total MTD Receipts: \$0.00

FYTD Receipts: \$13,955,888.40

Current Cash Balance (All Funds): \$16,607,709.21